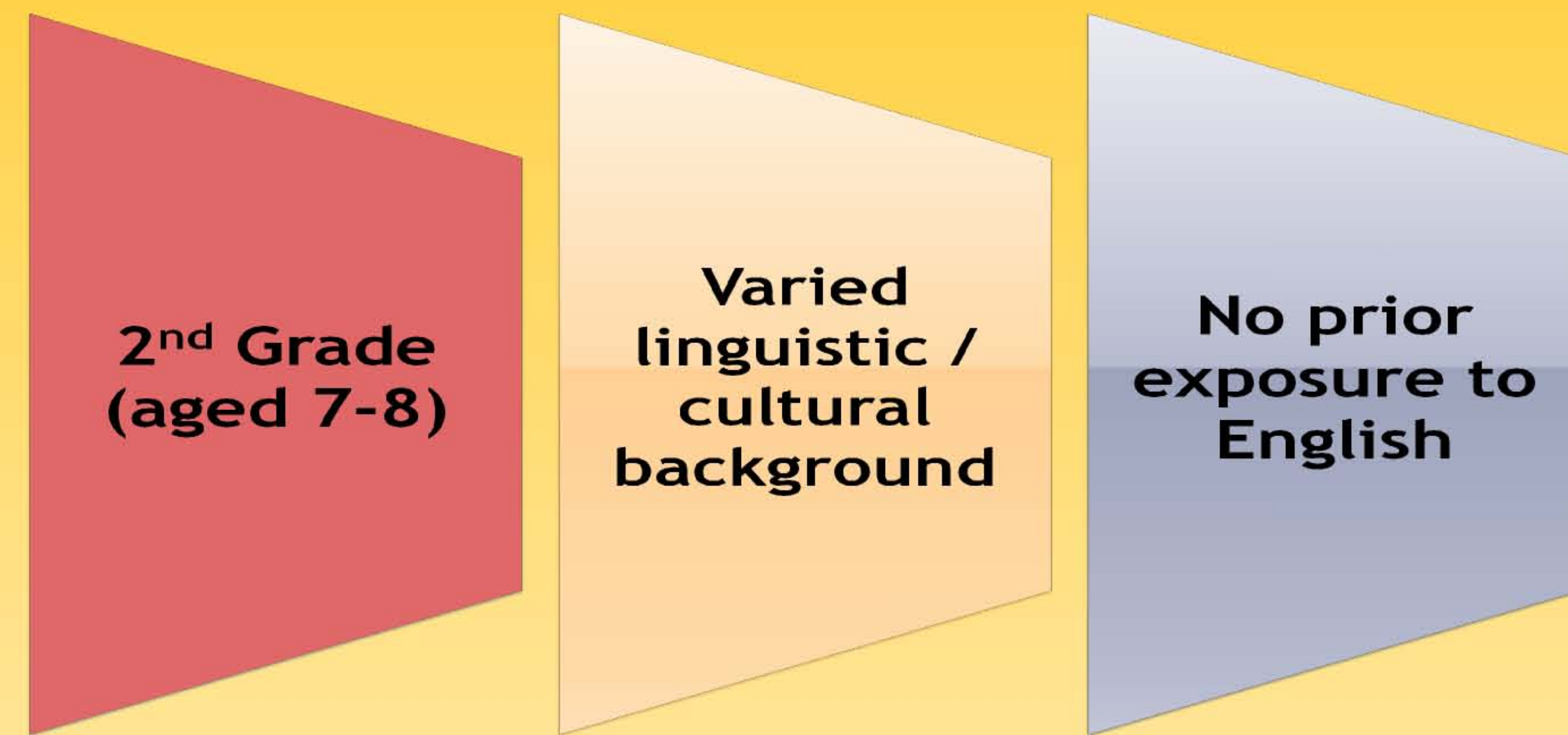


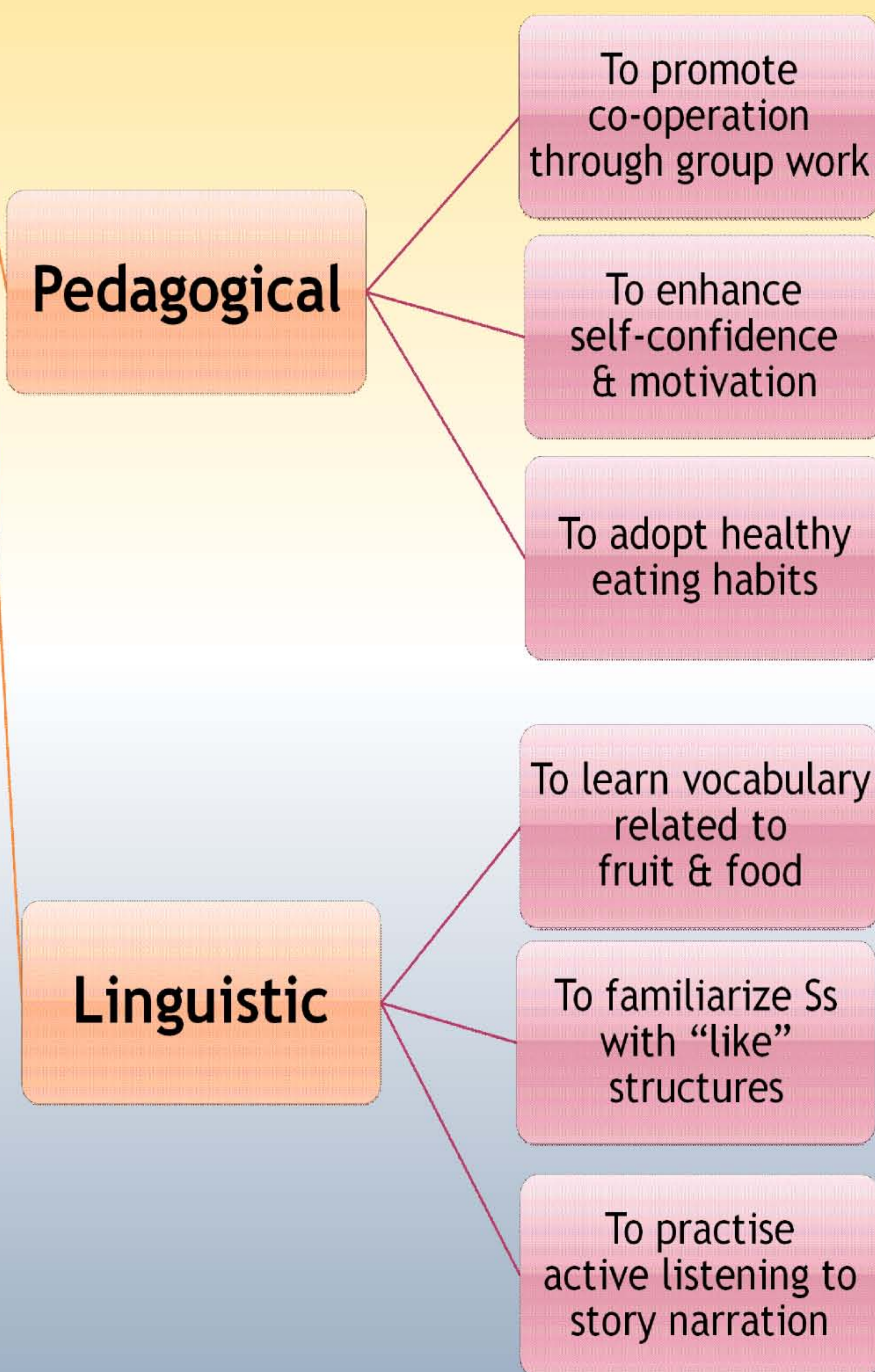
# Learning about Food and Healthy Eating

Maria Partheniadi  
1<sup>st</sup> Primary School of Malia, Crete

## LEARNERS' PROFILE



## OBJECTIVES



## Part A. Learning Fruit Vocabulary / "like" structures

- Flashcard games
- "I like fruit" song<sup>7</sup>
- Fruit salad
- Favourite fruit class survey
- Fruit faces
- Fruit masks



Pictures 1,2 - Class survey chart and Fruit faces

## Part B. Learning about the Food Pyramid and Healthy Eating

- "Black Out" game using plastic food items
- "What's missing?" game / Bingo<sup>8</sup>
- Collage classroom posters of food pyramid & healthy / less healthy food (group work)
- Coloured-in food items & pyramid pictures to be used with placemats



Pictures 3, 4 - Vocabulary games

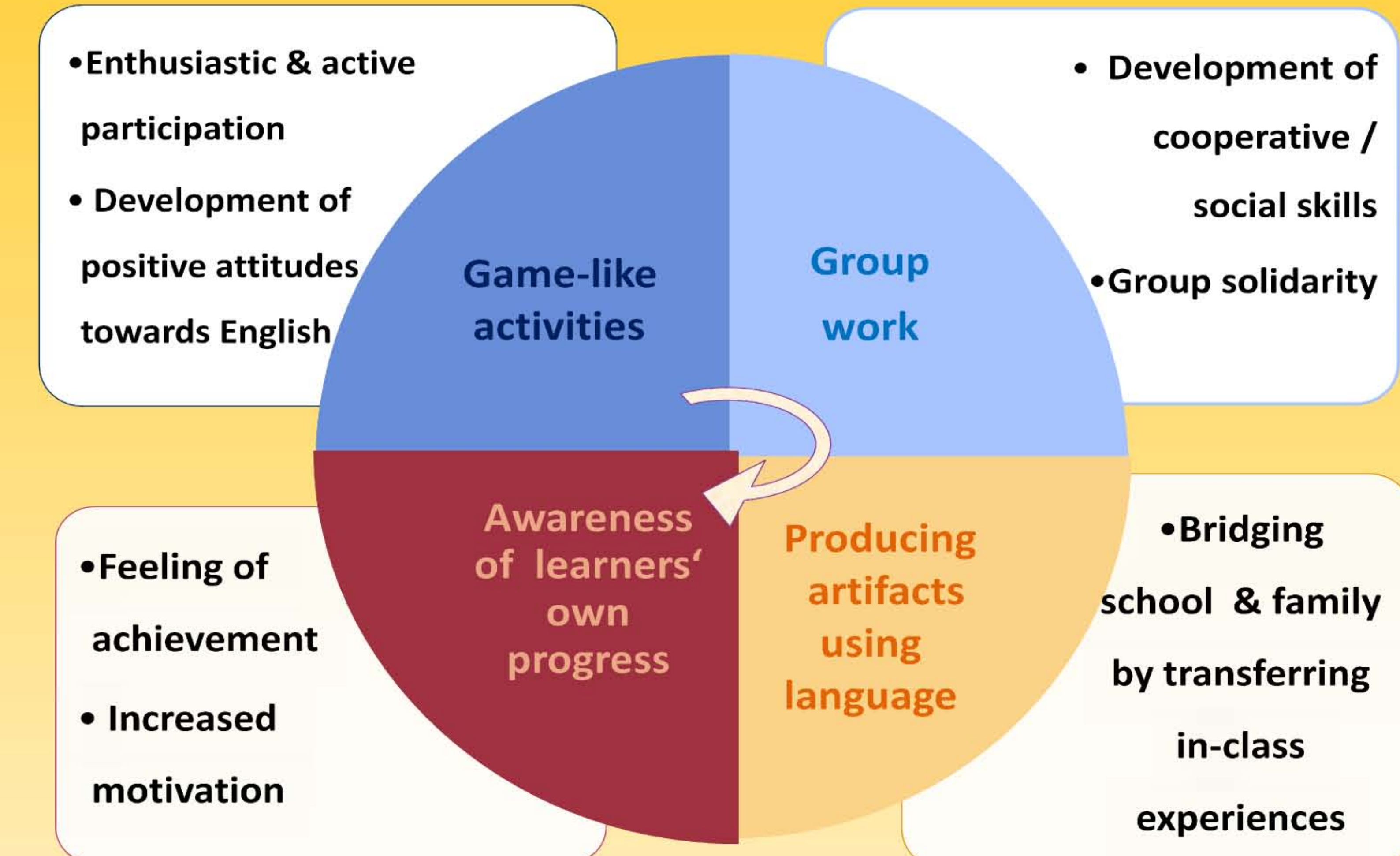
## Part C. "The Very Hungry Caterpillar"

- Reading of the story
- Listening for specific information - food items
- Viewing of animated video<sup>9</sup>
- Construction of caterpillar using egg cartons
- Production of Learners' versions of the story
- Cross-Curricular link to Environmental Studies - butterfly life cycle real footage<sup>10</sup> / craft



Pictures 5, 6 - Book Cover & Video Snapshot

## CONCLUSIONS



## REFERENCES

- Nation, P. (1990) *Teaching and Learning Vocabulary*. New York: Heinle and Heinle
- Gardner, H. (1983) *Frames of Mind: Theory of Multiple Intelligences*. New York: Basic Books.
- Dornyei, Z. (2001) *Motivational Strategies in the Language Classroom*. Cambridge: CUP.
- Sharpe, K. (2001) *Modern Foreign Languages in the Primary School*. London: Kogan Press.
- Brewster, J., G. Ellis & D. Girard. (2002) *The Primary English Teacher's Guide*. Harlow: Penguin.
- Pinter, A. (2006) *Teaching Young Language Learners*. Oxford: OUP.
- <http://www.youtube.com/watch?v=kc-8avunl8y>
- <http://www.toolsforeducators.com/bingo>
- <http://www.youtube.com/watch?v=tdqyon7xioq>
- <http://www.youtube.com/watch?v=7auem8mbaik>

## PROCEDURE

Need for activities providing multi-sensory stimuli and repetition<sup>1</sup>, expression of multiple intelligences<sup>2</sup>, motivation<sup>3</sup>, experiential learning




Games<sup>4</sup> creating pleasant atmosphere

Stories<sup>5</sup> exercising imagination / ensuring personal involvement

Songs / Arts and Crafts<sup>6</sup> catering for different learning styles

## OUTCOMES

### Doing things with language – sense of accomplishment



Pictures 7, 8 - Learner-produced laminated placemats - front & back



Picture 9 - Fruit salad



Pictures 10, 11 - Caterpillar crafts

## ACKNOWLEDGEMENTS

- To the School Advisors Ms E. Poulla and Ms D. Angelidaki-Petsagouraki for their invaluable support
- To my colleagues for the excellent co-operation throughout the years
- To my students who are an inexhaustible source of inspiration

## FOR FURTHER INFORMATION

please contact Maria Partheniadi at  
[marpar82@hotmail.com](mailto:marpar82@hotmail.com)