




A1 LEVEL STUDENT'S BOOK
For the 3rd Grade



ΥΠΟΥΡΓΕΙΟ ΠΑΙΔΕΙΑΣ
Δια Βίου μάθησης και Θρησκευμάτων


Το έντυπο αυτό δημιουργήθηκε στο πλαίσιο της Πράξης: «Νέες Πολιτικές Ξενόγλωσσης Εκπαίδευσης στο Σχολείο: Η εκμάθηση της Αγγλικής σε Πρώιμη Παιδική Ηλικία» που υλοποιείται από το Εθνικό και Καποδιστριακό Πανεπιστήμιο Αθηνών, μέσω του Επιχειρησιακού Προγράμματος «Εκπαίδευση και Δια Βίου Μάθηση» και συγχρηματοδοτείται από την Ευρωπαϊκή Ένωση (Ευρωπαϊκό Κοινωνικό Ταμείο Ε.Κ.Τ.) και από Εθνικούς Πόρους

Ειδικότερα:

1. Για την κατηγορία πράξης «Εφαρμογή ξενόγλωσσων προγραμμάτων σπουδών στην Πρωτοβάθμια & Δευτεροβάθμια εκπαίδευση», με κωδικό: 01.72.11.04, για την πράξη «Νέες Πολιτικές Ξενόγλωσσης Εκπαίδευσης στο Σχολείο: Η εκμάθηση της Αγγλικής σε Πρώιμη Παιδική Ηλικία - ΑΠ1», Κωδικός **MIS 299506**, η οποία εντάσσεται και χρηματοδοτείται στο πλαίσιο του Άξονα Προτεραιότητας 1: «Αναβάθμιση της ποιότητας της εκπαίδευσης και προώθηση της κοινωνικής ενσωμάτωσης στις 8 Περιφέρειες Σύγκλισης (ΑΝΑΤΟΛΙΚΗ ΜΑΚΕΔΟΝΙΑ – ΘΡΑΚΗ / ΘΕΣΣΑΛΙΑ / ΗΠΕΙΡΟΣ / ΙΟΝΙΑ ΝΗΣΙΑ / ΔΥΤΙΚΗ ΕΛΛΑΔΑ / ΠΕΛΟΠΟΝΝΗΣΟΣ / ΒΟΡΕΙΟ ΑΙΓΑΙΟ / ΚΡΗΤΗ)»
2. Για την κατηγορία πράξης «Εφαρμογή ξενόγλωσσων προγραμμάτων σπουδών στην Πρωτοβάθμια & Δευτεροβάθμια εκπαίδευση», με κωδικό: 02.72.11.04, για την πράξη «Νέες Πολιτικές Ξενόγλωσσης Εκπαίδευσης στο Σχολείο: Η εκμάθηση της Αγγλικής σε Πρώιμη Παιδική Ηλικία – ΑΠ2» Κωδικός **MIS 299512**, η οποία εντάσσεται και χρηματοδοτείται στο πλαίσιο του Άξονα Προτεραιότητας 2: «Αναβάθμιση της ποιότητας της εκπαίδευσης και προώθηση της κοινωνικής ενσωμάτωσης στις 3 Περιφέρειες Σταδιακής Εξόδου (ΚΕΝΤΡΙΚΗ ΜΑΚΕΔΟΝΙΑ / ΔΥΤΙΚΗ ΜΑΚΕΔΟΝΙΑ / ΑΤΤΙΚΗ)»
3. Για την κατηγορία πράξης «Εφαρμογή ξενόγλωσσων προγραμμάτων σπουδών στην Πρωτοβάθμια & Δευτεροβάθμια εκπαίδευση», με κωδικό: 03.72.11.04, για την πράξη «Νέες Πολιτικές Ξενόγλωσσης Εκπαίδευσης στο Σχολείο: Η εκμάθηση της Αγγλικής σε Πρώιμη Παιδική Ηλικία – ΑΠ3» Κωδικός **MIS 299514**, η οποία εντάσσεται και χρηματοδοτείται στο πλαίσιο του Άξονα Προτεραιότητας 3: «Αναβάθμιση της ποιότητας της εκπαίδευσης και προώθηση της κοινωνικής ενσωμάτωσης στις 2 Περιφέρειες Σταδιακής Εισόδου (ΣΤΕΡΕΑ ΕΛΛΑΔΑ / ΝΟΤΙΟ ΑΙΓΑΙΟ)»



Ευρωπαϊκή Ένωση
Ευρωπαϊκό Κοινωνικό Ταμείο



ΥΠΟΥΡΓΕΙΟ ΠΑΙΔΕΙΑΣ, ΔΙΑ ΒΙΟΥ ΜΑΘΗΣΗΣ ΚΑΙ ΘΡΗΣΚΕΥΜΑΤΩΝ
ΕΙΔΙΚΗ ΥΠΗΡΕΣΙΑ ΔΙΑΧΕΙΡΙΣΗΣ

Με τη συγχρηματοδότηση της Ελλάδας και της Ευρωπαϊκής Ένωσης



ΕΥΡΩΠΑΪΚΟ ΚΟΙΝΩΝΙΚΟ ΤΑΜΕΙΟ



Επιστημονική Υπεύθυνη Έργου:

Βασιλική Δενδρινού

**Επιστημονική Επιμέλεια
και Συντονισμός Συγγραφής Εγχειριδίου:**

Θωμαή Αλεξίου & Μαρίνα Ματθαιουδάκη

Συγγραφική Ομάδα:

Θωμαή Αλεξίου & Μαρίνα Ματθαιουδάκη
Μέλη Δ.Ε.Π., Τμήμα Αγγλικής Γλώσσας και Φιλολογίας, Α.Π.Θ.

Ελισάβετ Γιαζάση
Μαρία Εμμανουηλίδου
Ιωάννα Ζιάκα
Κατερίνα Καϊκτσή
Χρύσα Λασκαρίδου
Νικολέττα Μπαλασοπούλου
Έλενα Σωφρονιάδου
Νίκος Τσιαδήμος
*Εκπαιδευτικοί ΠΕ06, 3ου Δημοτικού Σχολείου Ευόσμου,
Πειραματικού Σχολείου Τμήματος Αγγλικής Γλώσσας και
Φιλολογίας, Α.Π.Θ.*

Σκιτσογράφος-Γραφίστας:

Αλέξανδρος Ταγαρίδης

Μουσική επιμέλεια:

Βασιλική Κωνσταντίνου

Μουσικοί:

Κων/νος Παπαγιαννίδης
Σωτήρης Παπαδόπουλος
Σπυρίδων Φιλιππίδης

Διόρθωση κειμένων:

James Milton

Ηχολήπτης/studio:

Polytaron (Αθανάσιος Καζαντζής)

Φυσικοί Ομιλητές στα Ηχητικά Αρχεία:

Edgar Joycey
Chrissie Taylor
Ηλέκτρα Νάνου

παιδικές φωνές
Παναγιώτης Νικολαΐδης
Σίσσυ Νικολαΐδου
Ηλίας Ουζούνης
Άννα-Μαρία Χατζοπούλου

magic book

Table of Contents

3	Pre-Unit: MAGIC LETTERS
4	Colours
6	Animals
8	Food
10	Clothes
12	Toys
14	Body parts
16	ABC
19	Unit 1: IN THE FAIRYTALE FOREST
19	Lesson 1: Classroom in the forest
23	Lesson 2: Magic schoolbag
27	Lesson 3: School fun
31	Unit 2: THE STORY OF BELLA THE CAT
31	Lesson 1: Bella the Cat and the baby mouse
35	Lesson 2: The mouse family
39	Lesson 3: The brave baby mouse
43	Unit 3: THE STORY OF PINOCCHIO
43	Lesson 1: Pinocchio the puppet
47	Lesson 2: Pinocchio the boy
51	Lesson 3: Pinocchio at home
55	Unit 4: THE WIND AND THE SUN
55	Lesson 1: The weather story
59	Lesson 2: The rainbow
63	Lesson 3: The season game
67	Unit 5: LUCY'S STORY
67	Lesson 1: Lady Decay
71	Lesson 2: The toothfairy
75	Lesson 3: Lucy's daily routine
79	Unit 6: BEAUTY AND THE BEAST
79	Lesson 1: The Beast's castle
83	Lesson 2: Cleaning the castle
87	Lesson 3: Home sweet home
91	Unit 7: PLANET EARTH
91	Lesson 1: Help our planet
95	Lesson 2: How to help our planet
99	Lesson 3: Our animal friends
103	Unit 8: OUR WORLD
103	Lesson 1: The fire and the bird
107	Lesson 2: Action for you and me
111	Lesson 3: Do your best
115	Extra unit: SPECIAL DAYS
116	Halloween! <i>31st October</i>
117	Children's Day! <i>11th December</i>
118	Christmas!
119	Easter!
120	Earth Day! <i>22nd April</i>
121	Summer Holidays!

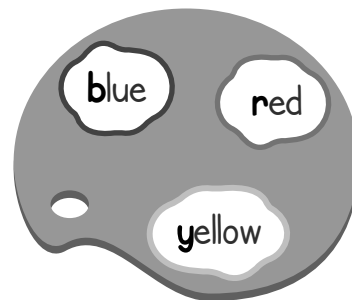
magic letters



Colours

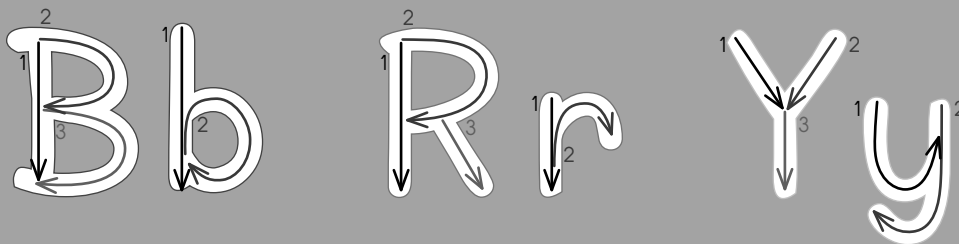


Colour the picture.

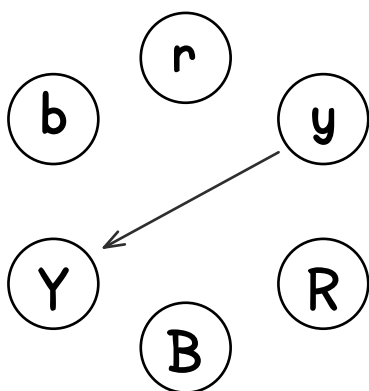


Trace the letters with your fingers and colour them.

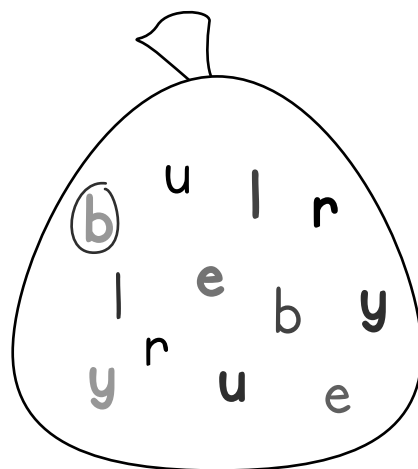
Bb blue
Rr red
Yy yellow




Match the letters.



Circle and write r, b and y.

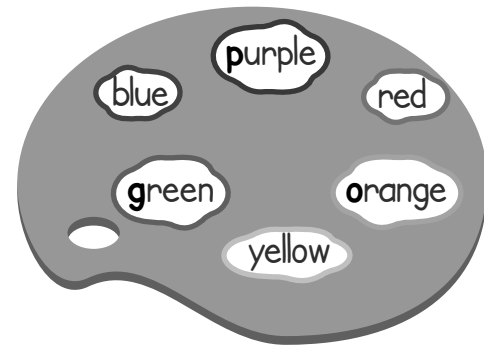


Colour the picture. b=blue r=red y=yellow



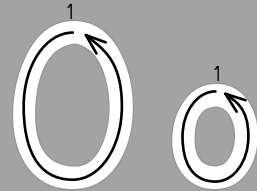
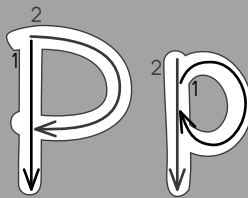


Colour the picture.

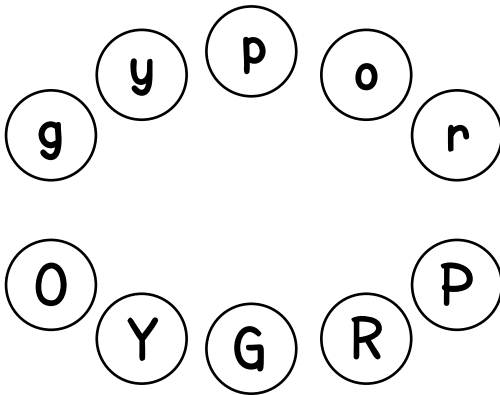


Trace the letters with your fingers and colour them.

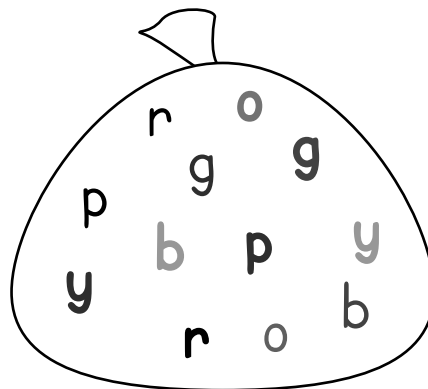
Pp purple
Oo orange
Gg green



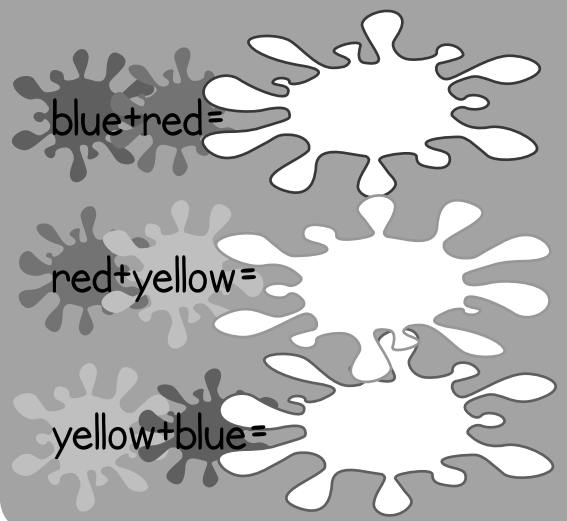
Match the letters.



Circle and write p, o and g.

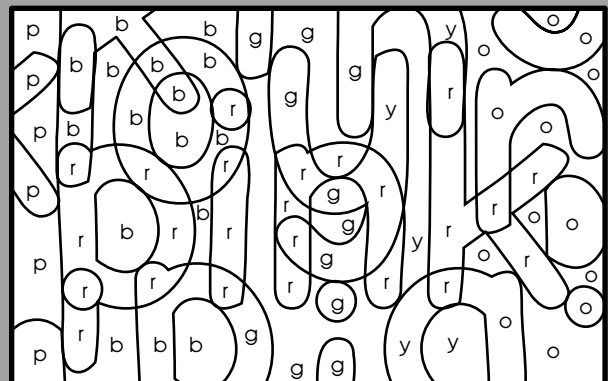


Find the colours and colour them.



Colour the letters and find the word.


b=blue r=red y=yellow
p=purple o=orange g=green



Animals

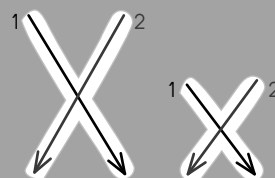
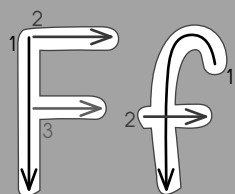


Colour the picture.

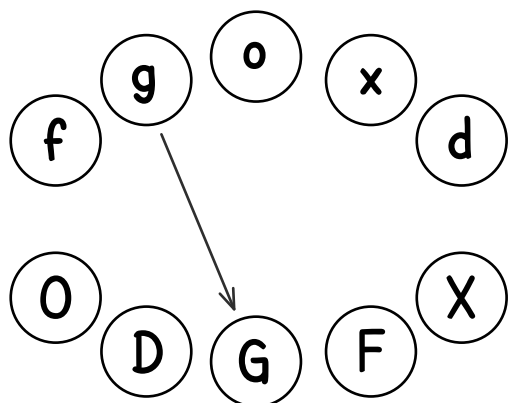


Trace the letters with your fingers and colour them.

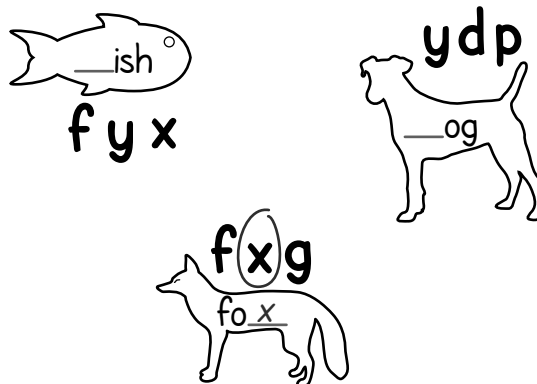
Ff fish
Dd dog
Xx fox



Match the letters.




Circle and write the letters.



Circle the letters
o, f, x, d, g, r in the words.


orange fox green
blue dog
red (f)ish
purple

Colour a yellow dog, a red fox and
a blue fish.



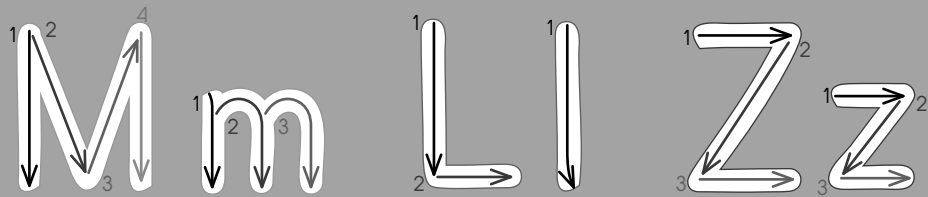


Colour the picture.

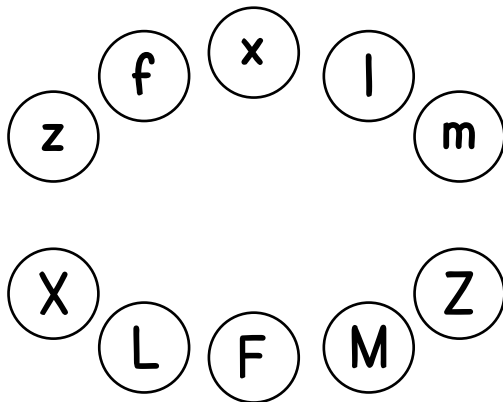


Trace the letters with your fingers and colour them.

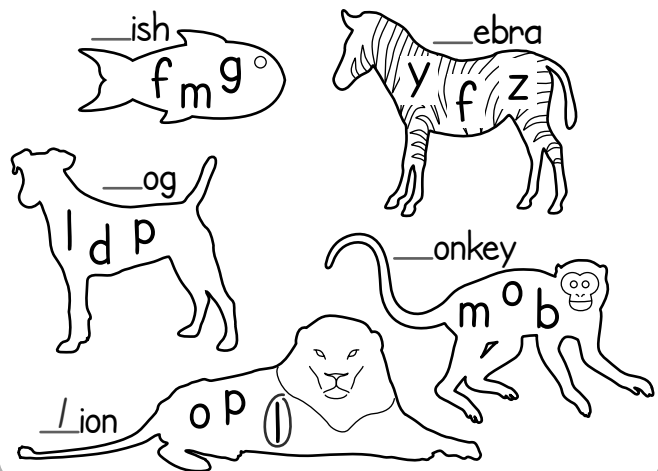
Mm monkey
Ll lion
Zz zebra



Match the letters.




Circle and write the letters.



Find and circle the hidden letters.



Draw lines and find the picture.




lion

Food

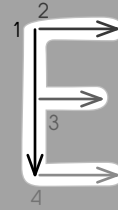
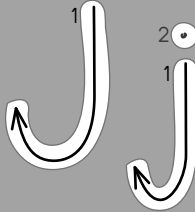


Colour the picture.

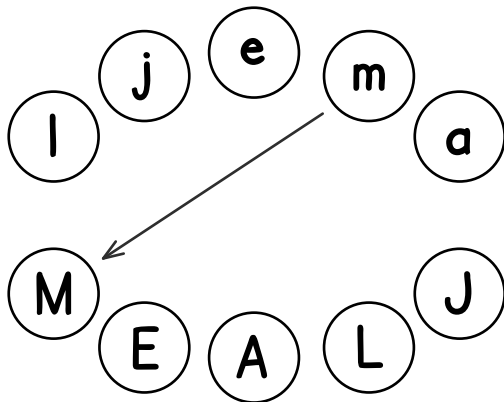


Trace the letters with your fingers and colour them.

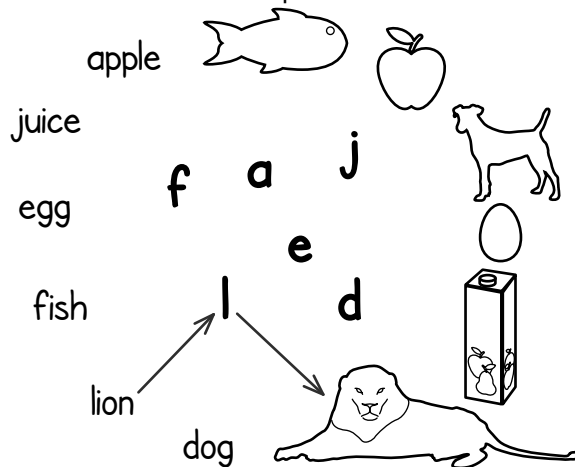
Aa apple
Ee egg
Jj juice




Match the letters.



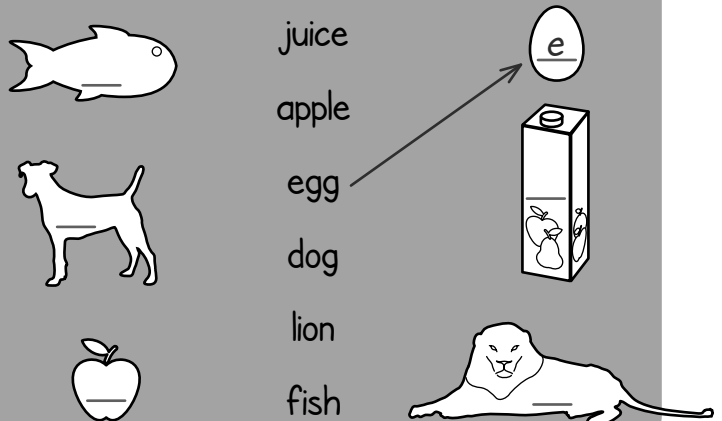
Match the letters with the words and pictures.



Choose and write the letters.



Match the pictures with the words and write the letters.



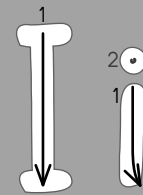
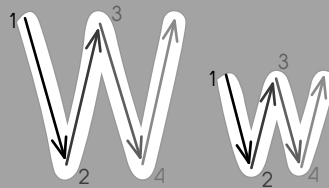
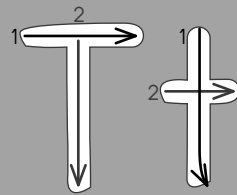


Colour the picture.

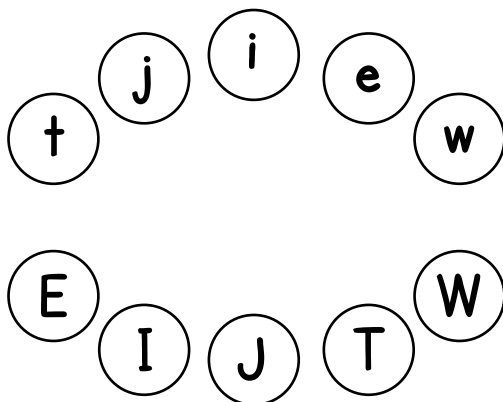


Trace the letters with your fingers and colour them.

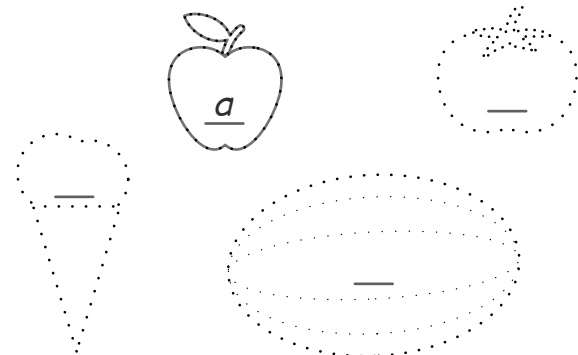
Tt tomato
Ww watermelon
Ii ice cream




Match the letters.



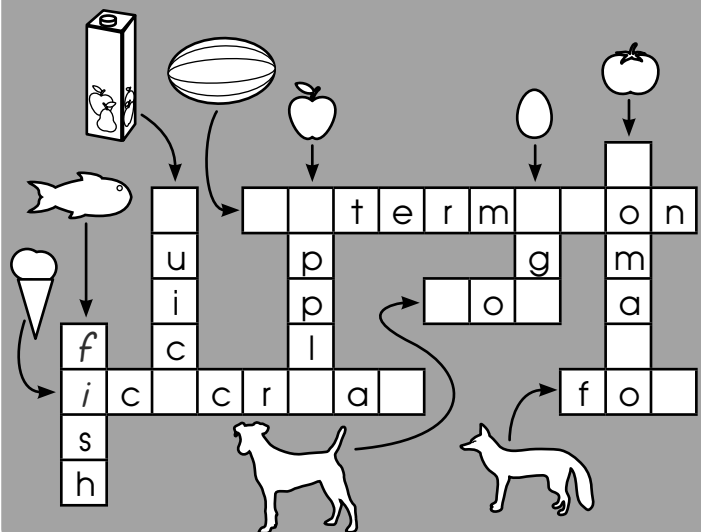
Find the pictures, colour them and write the letters.



Find the letters.




Write the letters.



Clothes

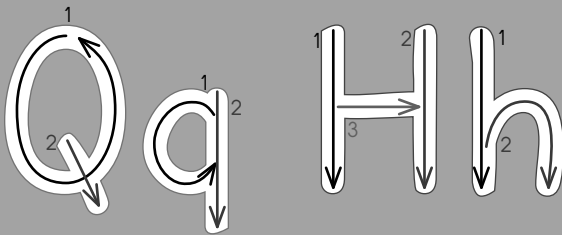


Colour the picture.




Trace the letters
with your fingers and colour.

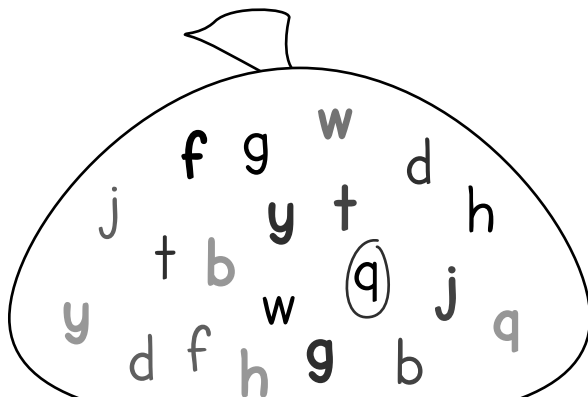
Qq queen Hh hat



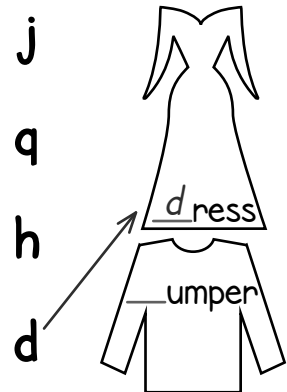
Match the letters.




Find and circle **h**, **d**, **j** and **q**.



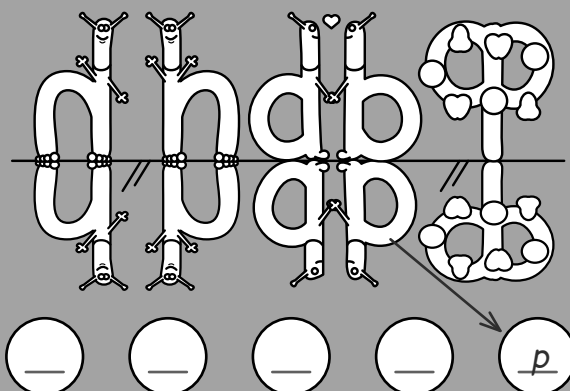
Match the pictures with the letters and write them.



Picture Bingo!



Find and write the hidden letters.





Colour the picture.

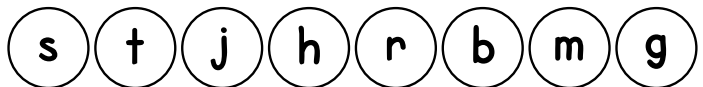


Trace the letter with your fingers and colour.

Ss skirt



Match the letters.



Find the right picture.

s



h



j



w



d




i



s



Write the letters.



Find and circle the words.



Toys

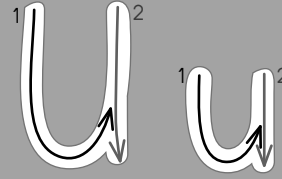
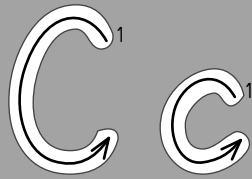


Colour the picture.

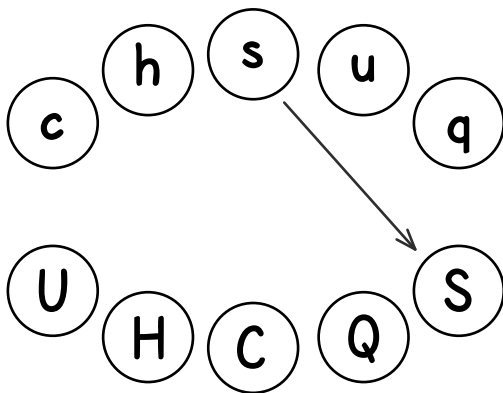


Trace the letters with your fingers and colour them.

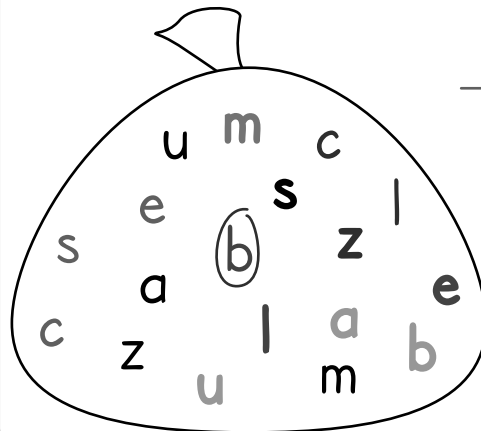
Cc car
Uu umbrella



Match the letters.



Find and circle c, u and b.



Delete the letters that appear twice and write the word.

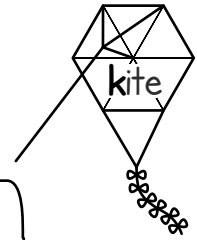
o	*	s	p	z
w	c	j	n	u
g	j	d	a	w
d	p	u	*	g
n	r	z	o	s

Delete the letters that appear three times and write the word.

d	u	q	i	f	y	m
x	q	x	b	s	d	h
r	y	x	h	x	e	s
x	d	l	y	s	f	l
i	h	a	q	f	i	x

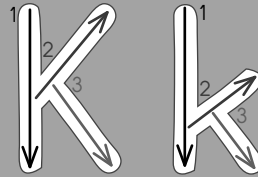
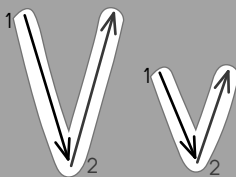


Colour the picture.




Trace the letters with your fingers and colour them.

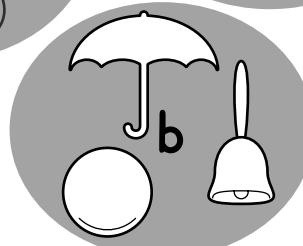
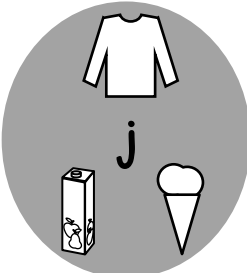


Vv van Kk kite



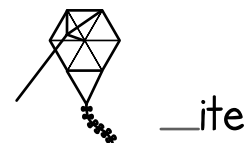

Match the letters.




Find the odd one out.



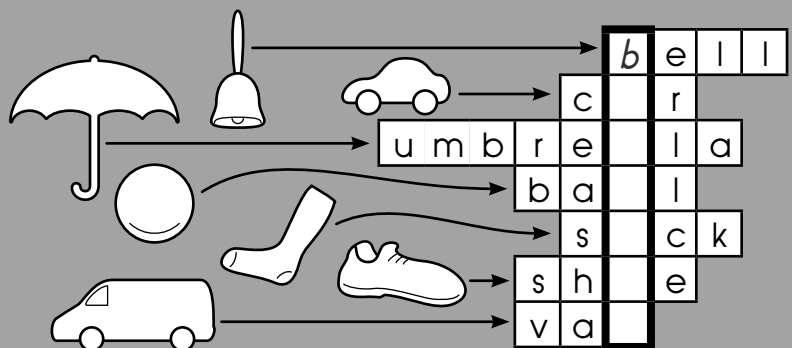
Write the letters.



Find and write the letters.



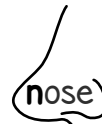
b _____



Body parts

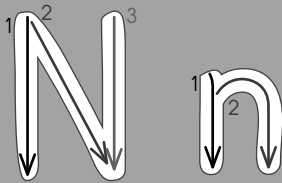


Colour the picture.

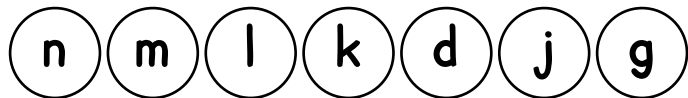


Trace the letters with your fingers and colour them.


Nn nose



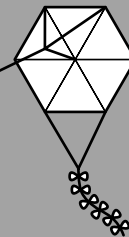
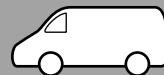
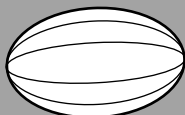

Match the letters.



Match and colour the pictures.



Find and write the words in the picture.



v

c

w

b

k

i

sock

n

m

e

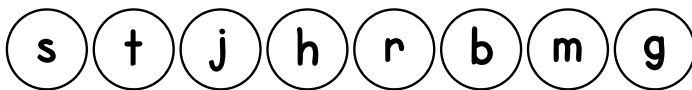
h

l

Colour the picture.



Match the letters.



Find the words.



m	o	u	t	h	e
o	i	m	f	e	t
e	a	r	i	a	o
y	r	e	n	d	x
e	y	a	g	i	a
n	o	s	e	z	e
a	i	o	r	n	s



Find the letters and write the word.

△omato

n□se

☆gg




— — —



Listen and sing.



Help the **monkey** find the **ball** and say the words.



ABC

A B C D E

F G H I J K

L M N O P

Q R S T U

V W X Y Z

a b c d e
f g h i j k
l m n o p
q r s t u
v w x y z





Lena



Tammy



Alex



Yuri

Lesson 1: Classroom in the forest

Listen and read.




Hey, Tammy, look!
A book with fairytales!


Look, Alex! It's
a magic book!



Hello!




I'm Peter Pan and this is Alice.




This is our school...


...and this is our classroom!
A classroom in the forest!



Look, Peter! Our desk!



And a board!




Wow ! A board! Super!

Hello, children.
I'm Miss Butterfly, your teacher.



Hello, Miss Butterfly!
How are you?



I'm fine, thank you!

Unit 1: IN THE FAIRYTALE FOREST

Match the pictures with the words.



forest


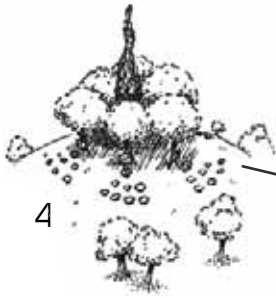
teacher

desk

board

classroom

book



school



Listen and number the pictures.




...



...



1..



...



...



Let's sing and colour the wings!



Hello, Miss Butterfly,
how are you?



I'm fine!

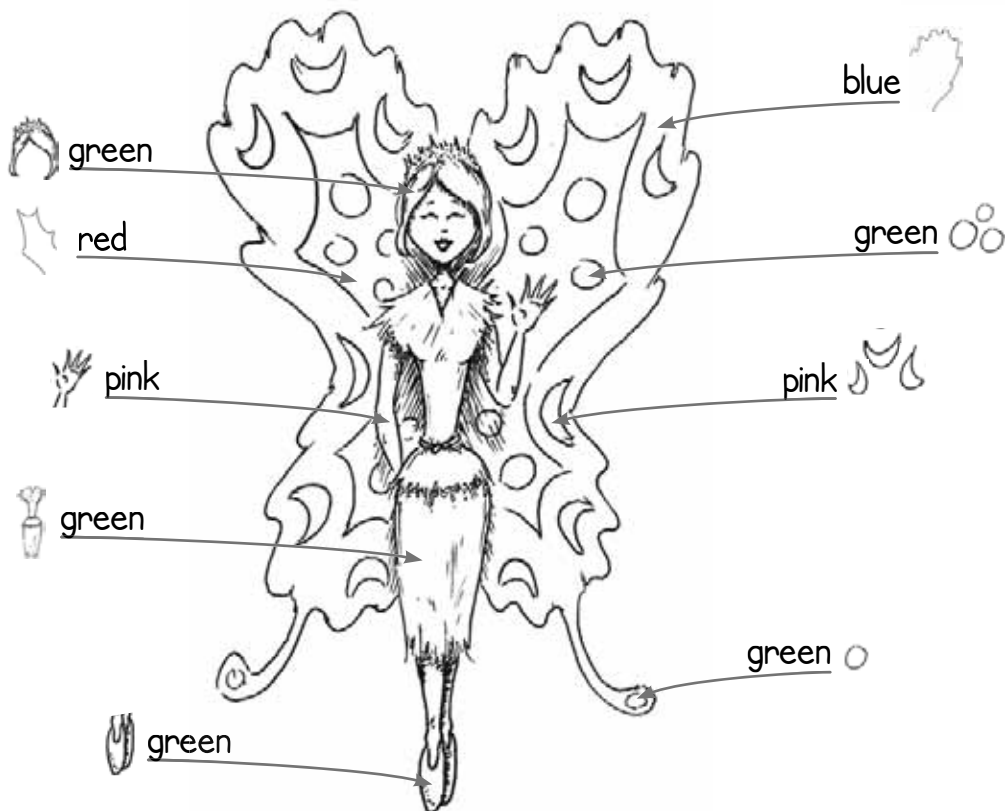
Your wings are blue  and red

green and pink

and red again!




Colour Miss Butterfly.



Find the phrases.



Talk to your partner.



Hello, I'm Alice.

Hi, I'm Peter.




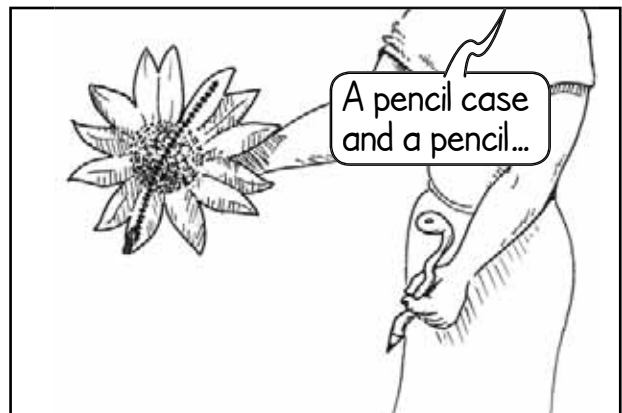




How are you?

I'm fine, thank you.

Lesson 2: Magic schoolbag

Listen and read.



Unit 1: IN THE FAIRYTALE FOREST



Listen and match the school things with the words.



pencil

pencil case

rubber

notebook


schoolbag

pencil sharpener



ruler

Help Snow White find the classroom.





Let's sing and colour the numbers!



One **1**, two **2**, three **3**, **red** for me!

Four **4** and five **5**, **pink** is mine!


Six **6**, seven **7**, eight **8**, **green** is great!

Nine **9** and ten **10**, **blue** and **red** again!

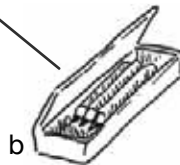
Match the pictures with the phrases.



One
pencil
case




Six pencil
sharpeners



Two pencils



Four
boards



Three
rubbers

Five rulers

Unit 1: IN THE FAIRYTALE FOREST



Find the school things and write the words.




two *notebooks*

three

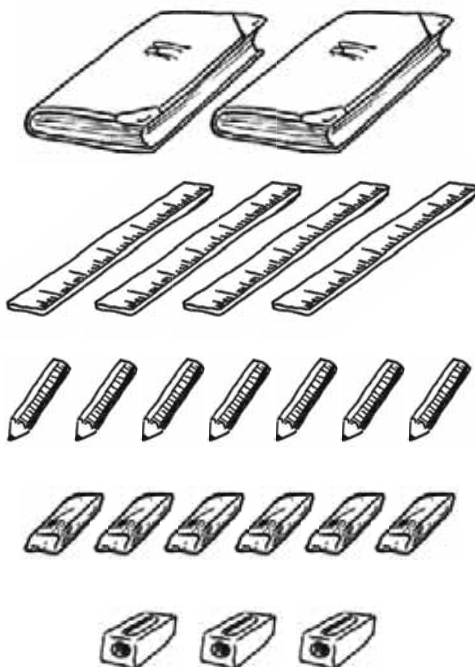

four

five

six



Let's play a game!



Three ...?




...pencil sharpeners!

Seven ...?



Lesson 3: School fun

Listen and read.




School is fun! School is fun!
 Let's sing, let's dance and jump!
 School is fun! School is fun!
 Clap your hands and play the drum!
 School is fun! School is fun!
 School is such a great fun!



Unit 1: IN THE FAIRYTALE FOREST



Listen and number the pictures.



Colour the numbers and find the phrase.

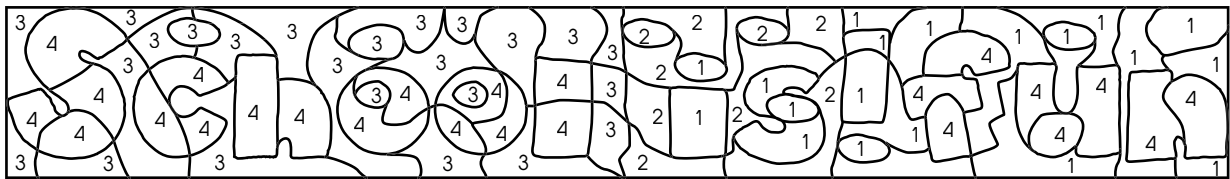


1. blue

2. red

3. green

4. pink



Write the missing letters.



d e sk,



b _ _ rd,



p _ nc _ l ca _ e,



c _ ass _ oo _ ,



n _ t _ boo _ ,



r _ bb _ r,



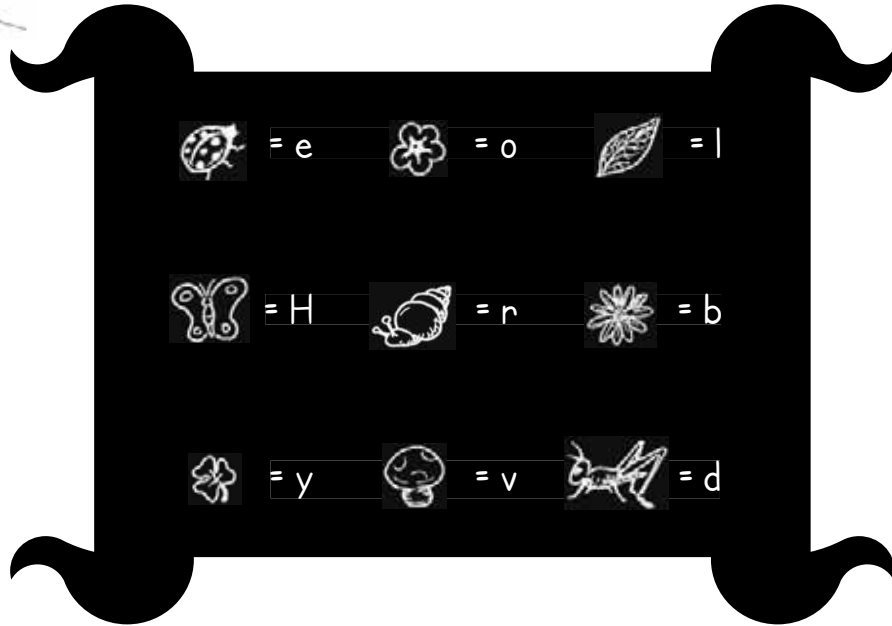
schoo _ b _ g,



r _ l _ r



Find and write the phrase.



Talk to your partner.



Hello, what's your name?



I'm Peter and this is my friend Alice.




Hello, Alice.

Hi!



Unit 1: IN THE FAIRYTALE FOREST

Project: Draw and colour your schoolbag, pencil case, pencils, ruler, rubber.



Now you say: e.g. *This is my green rubber.*

How many stars for...?

The story



Songs and rhymes




Games / puzzles



For this unit, colour...



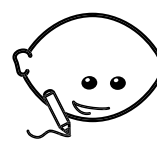
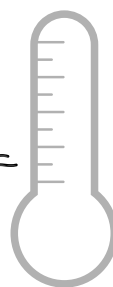
I can
speak
English



I can
understand
English



I can
read
English










I can
write
English



Lesson 1: Bella the Cat and the baby mouse

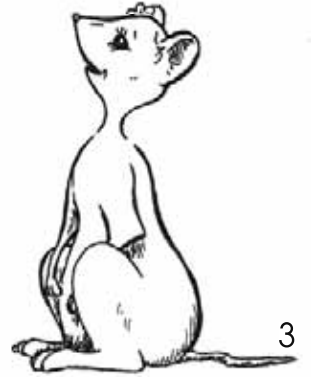
Listen and read.



Unit 2: THE STORY OF BELLA THE CAT



Listen and match the pictures with the words.



baby

brother

sister

daddy

mummy


grandpa

grandma

family tree



Match the pictures with the letters.



Write the missing letters.



da _d _d _y



mu _ _ _y



grand _ _ a



grand _ _ a



b _ _ ll

Unit 2: THE STORY OF BELLA THE CAT



Listen and sing.



BELLS

Bell, bell, bell on my tail.
Bell, bell, bell on my tail.
Bell, bell, bell on my tail.
Making mice run!
RUUUUUUUUUUN!



Let's sing and play the game!



Round about, round about,
goes the wee mousie.



Up, up, up, up, up.




Into the wee housie.




Lesson 2: The mouse family



Listen and match the pictures with the phrases.



Who are they?



That is my grandma,
she's old and fat.

That is my grandpa,
in a grey hat.

This is my daddy,
he's thin and tall.

This is my mummy,
she's young and short.

This is my brother,
he's thin and young.


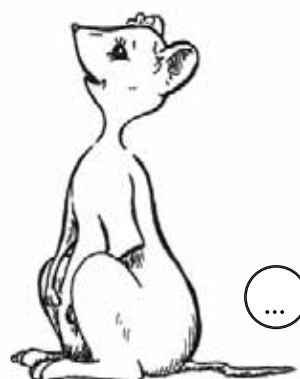
That is my sister,
she's short and fat.

And this is me,
I put a bell on the cat.


Unit 2: THE STORY OF BELLA THE CAT




Listen and number the pictures.



Find the words.



Help the mouse find the .



Unit 2: THE STORY OF BELLA THE CAT




Listen and sing.



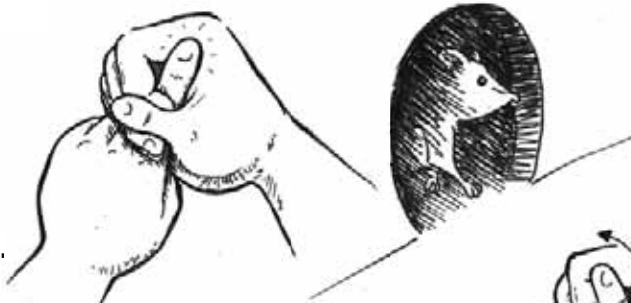
Thin or fat,
old or young,
here comes the cat.
Tall or short,
cute or not,
Bella's got a hat.



Let's sing and play the game!



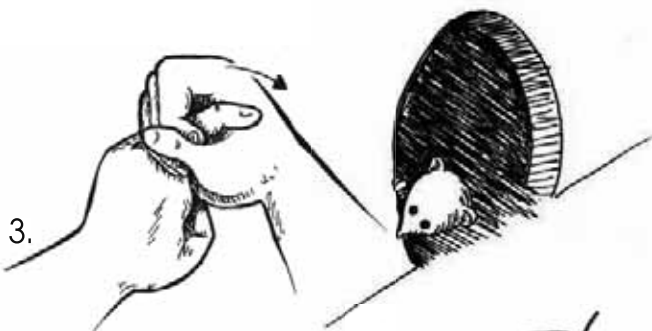
1.



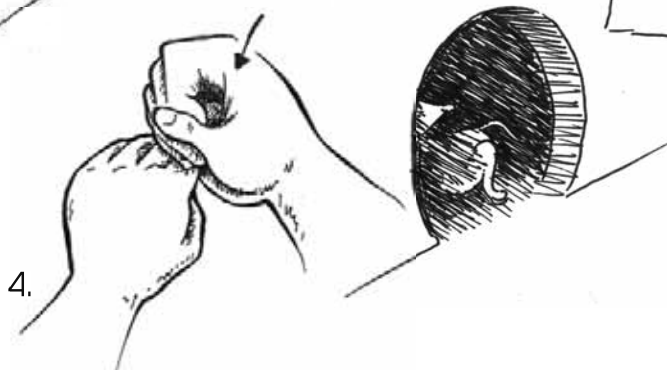
2.



3.



4.



Lesson 3: The brave baby mouse

Listen and read.



Bella the Cat is hungry.

Bella the Cat is angry.

Grandpa Mouse is scared.

Grandma Mouse is scared.

Daddy Mouse is sad.

Mummy Mouse is sad.



Brother Mouse is scared.

Sister Mouse is scared.

And only baby mouse is brave
to put a bell on Bella the Cat.

The Mouse family is happy.

Listen and number the pictures.





Match the pictures with the words.

scared

sad

angry

happy



Colour the numbers and find the picture.



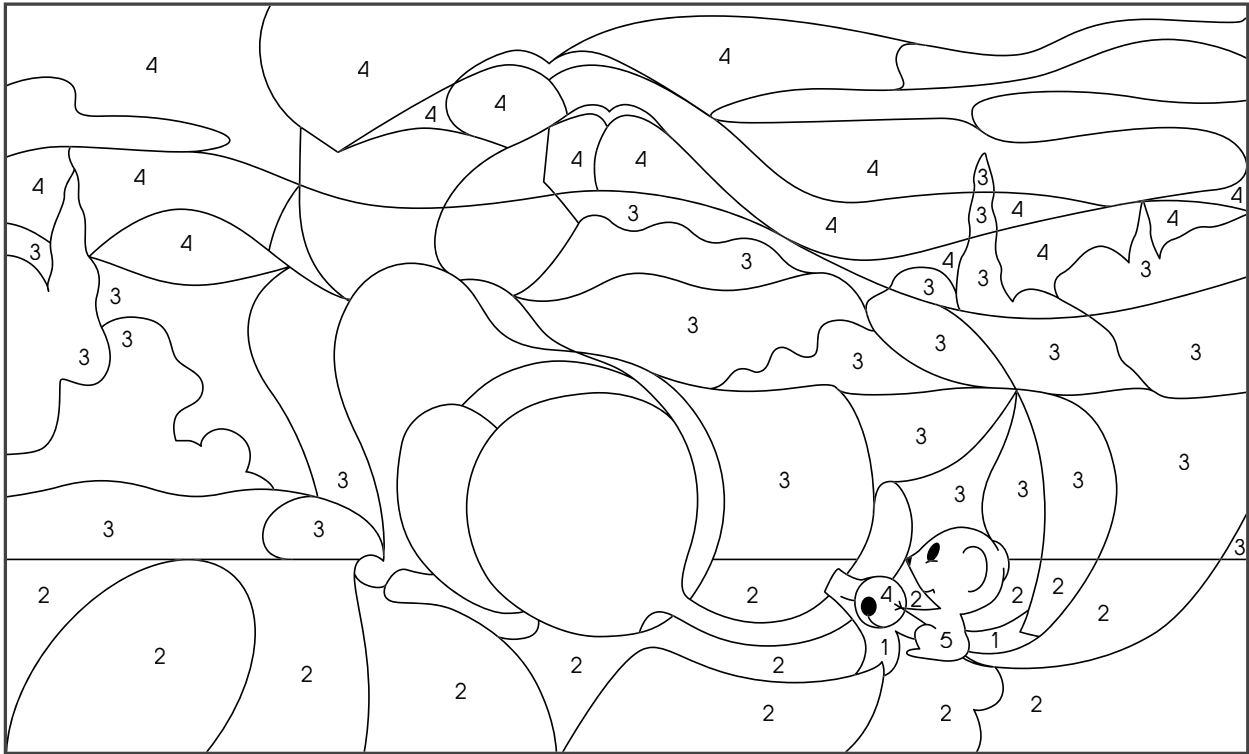
1. red

2. pink

3. green

4. blue

5. grey





Listen and sing.



If you're happy, happy, happy clap your hands. x2

If you're happy, happy, happy, happy, happy, happy, happy,

if you're happy, happy, happy clap your hands.

If you're sad, sad, sad give a sniff. x2

If you're sad, sad, sad, sad, sad, sad, sad, sad,

if you're sad, sad, sad give a sniff.

If you're hungry, hungry, hungry rub your tummy. x2

If you're hungry, hungry, hungry, hungry, hungry, hungry, hungry,

if you're hungry, hungry, hungry rub your tummy.

If you're scared, scared, scared cry out loud. x2

If you're scared, scared, scared, scared, scared, scared, scared,

if you're scared, scared, scared cry out loud.

If you're angry, angry, angry raise a brow. x2

If you're angry, angry, angry, angry, angry, angry, angry, angry,

if you're angry, angry, angry raise a brow.

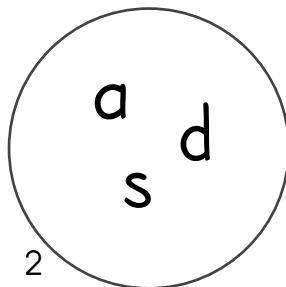
WELL DONE!




Find and write the words.



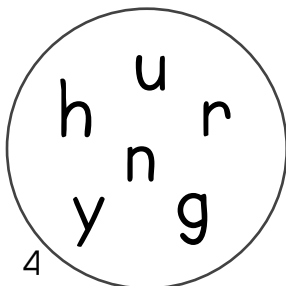
angry



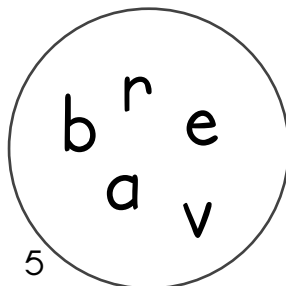
.....




.....



.....




.....



.....

Project: Make a poster of an animal family.



How many stars for...?

The story



Songs and rhymes




Games / puzzles



For this unit, colour...




I can
speak
English



I can
understand
English



I can
read
English








I can
write
English



Lesson 1: Pinocchio the puppet

Listen and read.



Unit 3: THE STORY OF PINOCCHIO


Find the 4 toys.

puppet doll teddy bear puzzle




Match the pictures with the words.







1




2




3



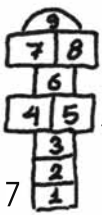
6



5



4



7

doll
puzzle
hopscotch
teddy bear
puppet
star
boy





Listen and find the right picture.





1





2



3



4



Unit 3: THE STORY OF PINOCCHIO

Match the pictures with the phrases.




The doll is happy.

Miss Butterfly is a teacher.



Pinocchio is sad.

These are my friends.




We play hopscotch.

The teddy bear is hungry.




Find and write the words.




1 puppet




2




3



4








5



6

Lesson 2: Pinocchio the boy

Listen and read.




Unit 3: THE STORY OF PINOCCHIO


Find the odd one out.



1.



2.



3.



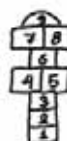
4.



Listen and go to....




start


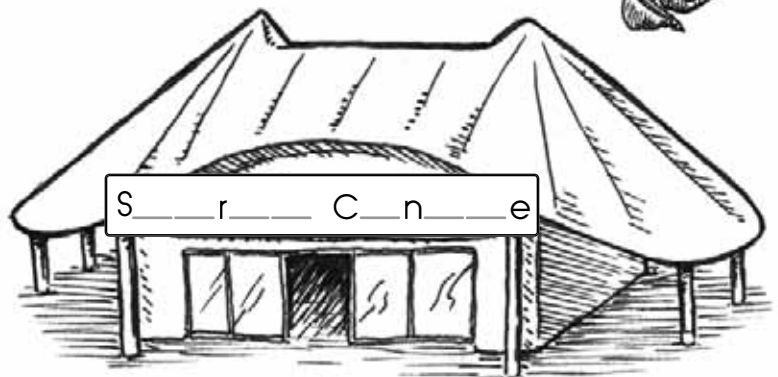


Find the words.

r	m	e	s	w	i	n	g
o	p	s	c	o	d	y	v
p	o	i	h	u	w	q	a
a	r	f	o	r	e	s	t
r	i	e	o	m	y	l	o
k	f	s	l	i	d	e	w
b	o	k	i	h	c	i	d
e	t	o	w	n	j	z	e



Write the words.



Unit 3: THE STORY OF PINOCCHIO

Write the words.



Mark is in the park.



Pinocchio is a b_____ and not a t_____.



I can sl_____ and go h_____.




The c_____ is f_____.



Bella is a _____ and hu_____




Talk to your partner.



friends: can you...	my name		friend 1		friend 2	
	CAN	CAN'T	CAN	CAN'T	CAN	CAN'T
...play hopscotch?						
...do a puzzle?						
...slide?						
...run?						

Lesson 3: Pinocchio at home

Listen and read.



Unit 3: THE STORY OF PINOCCHIO

Match the pictures with the words.

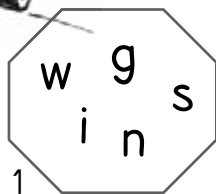


1 	2 	3 	4 	5
nose	hand	toy	sandwich	puppet

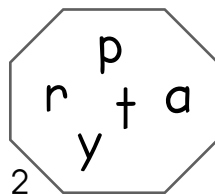
Listen and number the pictures.

...	1

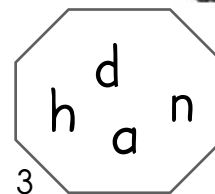
Find and write the words.



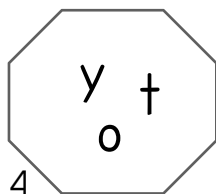
.....swing.....



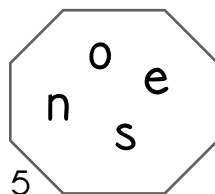
.....



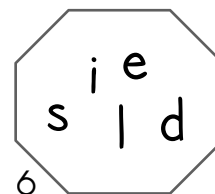
.....



.....



.....



.....



Find and write the phrase.



A	B	C	D	E	F	G	H	I	J	K	L	M
N	O	P	Q	R	S	T	U	V	W	X	Y	Z





Pinocchio, what have you got in your hand?



To find out, you can go back to Lesson 2 on page 47 and follow Pinocchio into town.

town



sports centre •

• restaurant



home

(start and end)

park

I've got a !

Unit 3: THE STORY OF PINOCCHIO

Project: Pinocchio is a hero in a book.
Draw your favourite hero.



What can he/she do?

What can't he/she do?

How many stars for...?


The story




Songs and rhymes




Games / puzzles



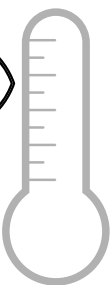
For this unit, colour...




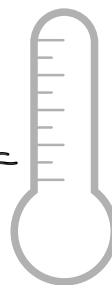
I can
speak
English



I can
understand
English



I can
read
English



I can
write
English



Lesson 1: The weather story

Listen and read.



Let me tell you a story about the wind and the sun.



Lena, look, it's Aesop!

Hello, Sun. How are you today?



I am very strong.




Yes, you are but I am stronger.

You? Stronger? No, you're not. Ha, ha, ha!



O.k., let's see.


Can you see that man? I can take off his coat but you can't.



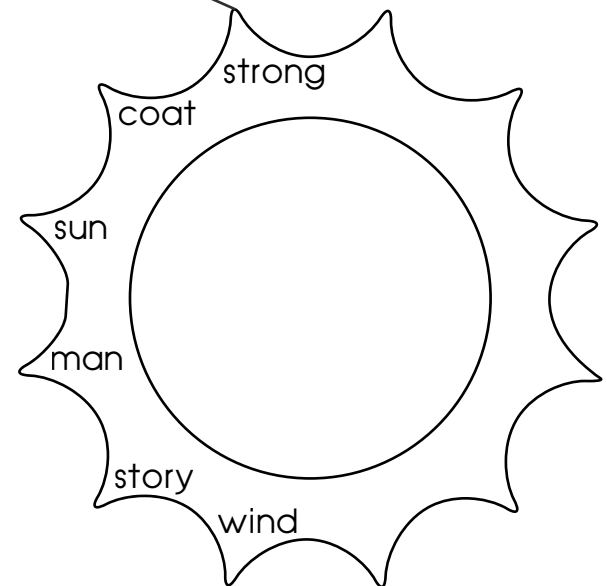


Who's stronger? Let's see who can take off his coat.



Sure, I can. I'm stronger.








Match the pictures with the words.






Find and write the phrases in the story.




Listen and number the pictures.




Find the right picture.




Who's stronger?




Who's shorter?



Who's older?



Who's taller?



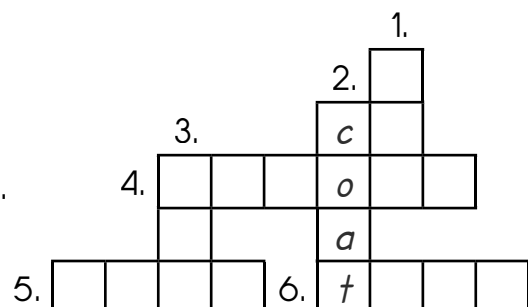
Who's younger?



Find the words in the story and write.



I can take off his co at².
 Let me tell you a story about
 the sun³ and the wind⁵.
 Let's see who can take⁶ off his coat.
 I am very strong⁴.
 Can you see that mouse¹?



Lesson 2: The rainbow

Listen and read.



Colour the picture.



coat: red

scarf: yellow

gloves: green

rainbow: pink, red, orange, yellow, green, blue, purple



Read the phrases and draw the pictures.




It's windy



It's sunny



I'm cold




I'm hot



It's raining

Let's sing!



Red and yellow and pink and green,
purple and orange and blue.


I can sing a rainbow,
sing a rainbow,
sing a rainbow, too!



Colour the numbers and find the phrase.






1. pink 2. red 3. orange 4. yellow 5. green 6. blue 7. purple



Lesson 3: The season game





Listen and read.



Unit 4: THE WIND AND THE SUN



Listen and number the pictures.



Match the phrases.



It's great! → I'm cold.
 It's windy. → I'm hot.
 It's raining. → It's hot!
 It's sunny. → I'm holding an umbrella.
 I'm wearing sunglasses. → I can see a rainbow.
 I'm wearing a hat! → I'm wearing a scarf.
 It's autumn. → It's summer.
 It's spring. → It's winter.

Write the words.



Snow White is wearing..... a coat. Alice is w..... a scarf.



Ms Butterfly is h..... an umbrella. The doll is p..... hopscotch.



Pinocchio is d..... a puzzle.



Match and write the words.




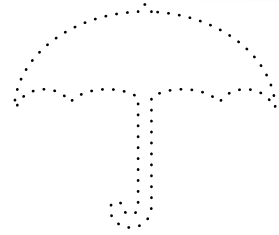
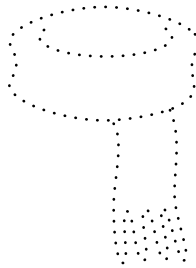
aut C
win C
sum C
spr C

mer
umn
ing
ter


.....
autumn.....
.....
.....



Draw the pictures and write the words.



coat



Talk to your partner.



It's winter. What are you wearing?

I'm

It's summer. What are you wearing?

I'm



Unit 4: THE WIND AND THE SUN

Project: Draw and colour your favourite season.
Then present it to the class.



Now you say:

e.g. *It's sunny and I'm hot. I'm wearing sunglasses and a yellow hat. I love summer!*

How many stars for...?

The story




Songs and rhymes




Games / puzzles



For this unit, colour...




I can
speak
English



I can
understand
English



I can
read
English



I can
write
English




Lesson 1: Lady Decay

Listen and read.




Alex, look at this book!

Hello! I'm Lady Decay! And you?




I'm Lucy!

I live in a chocolate house in the fairytale forest. I get up in the morning and have breakfast.




Oh, I have breakfast in the morning, too!

What do you eat?




I eat fruit, bread and I drink milk, too. What about you?

Oh, I eat sweets, ice cream and chocolate. Yummy!




Oh, no! Show me your teeth!




Unit 5: LUCY'S STORY

Find the words in the story.





Find the right picture.


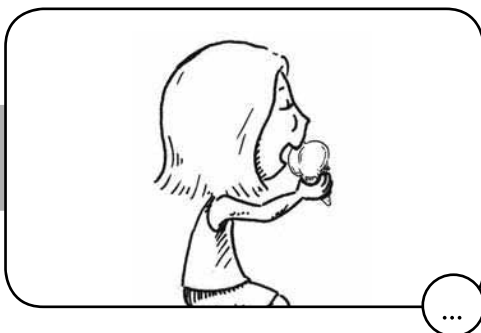
get up





have breakfast




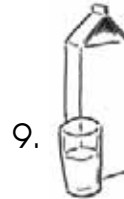
eat fruit




drink milk



Write the words.


































Find the phrases.



Unit 5: LUCY'S STORY

Talk to your partner.



What do you have for breakfast? What about your friend?	Me		My friend	
	YES	NO	YES	NO
 chocolate				
 milk				
 fruit				
 bread				
 sweets				
 ice cream				

Now write.



We have







..... for breakfast in the morning.

We don't have

..... for breakfast in the morning.

Lesson 2: The toothfairy

Listen and read.



Unit 5: LUCY'S STORY

Match the pictures with the words.



oranges

cheese

carrots

apples

bananas

pizza



Find the picture.





crunchy
food

brush
your
teeth

like
chocolate




black
and
white

have
breakfast





Listen and number the pictures.



Let's sing!



Brush, brush, brush your teeth,
brush them night and day,
up and down, round and round,
fighting tooth decay!



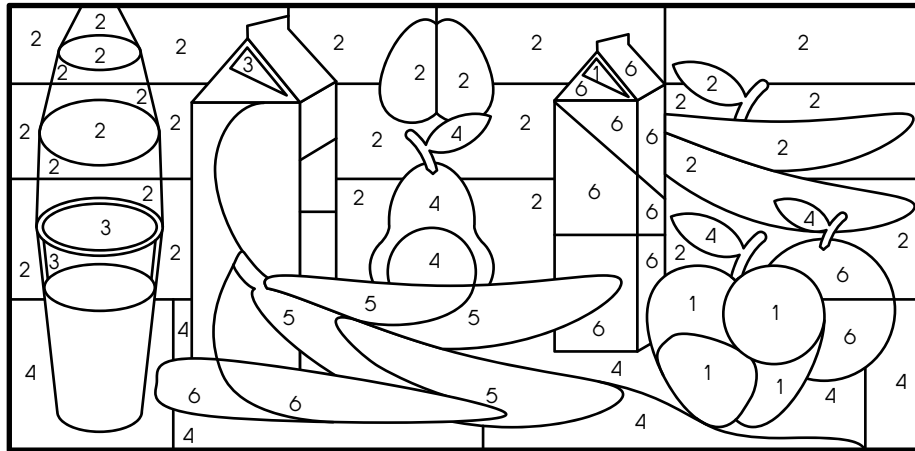
Unit 5: LUCY'S STORY



Colour the numbers and find the picture.


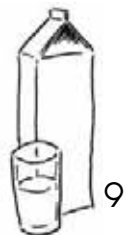


Do you want to have white teeth? Let's eat...




- 1. red
- 2. purple
- 3. blue
- 4. green
- 5. yellow
- 6. orange

Happy or sad teeth?



Lesson 3: Lucy's daily routine




Listen and read.



Unit 5: LUCY'S STORY



Listen and colour the right pictures.



Let's play "Simon says"!



Let's sing!



This is the way

This is the way I get up,
I get up, I get up.
This the way I get up,
early in the morning.

This is the way I wash my face,
wash my face, wash my face.
This the way I wash my face,
early in the morning.

This is the way I wash my hands,
wash my hands, wash my hands.
This is the way I wash my hands,
early in the morning.

This is the way I brush my teeth,
brush my teeth, brush my teeth.
This is the way I brush my teeth,
early in the morning.


This is the way I brush my hair,
brush my hair, brush my hair.
This is the way I brush my hair,
early in the morning.

This is the way I walk to school,
walk to school, walk to school.
This is the way I walk to school,
early in the morning!

Listen to Lucy.





This is the way...



Unit 5: LUCY'S STORY




Project: Do you brush your teeth on...?
Keep a calendar and get your certificate!











Days:		
Sunday
Monday
Tuesday
Wednesday
Thursday
Friday
Saturday

Now your teacher can give you your certificate!

How many stars for...?

The story		    
Songs and rhymes		    
Games / puzzles		    

For this unit, colour...

							
I can speak English		I can understand English		I can read English		I can write English	


Lesson 1: The Beast's castle

Listen and read.



Beauty is a prisoner in the Beast's castle.
The Knight and Miss Broom want to help.

Don't be sad,
Beauty. The
Beast is kind
and the castle
is your home
now!




Let us show you the
castle! Come on!



This is the living room and
these are the magic mirrors!

This is a table.



And what's that?



That's the Beast's
favourite chair.

Wicked! And that sofa?




That sofa is for you!

This is the kitchen.




Look at those chairs!
They're fantastic.

And this, here, is your bedroom!




Is that my bed?
I love it!



Yes, that is your bed and...

...that's your bathroom!

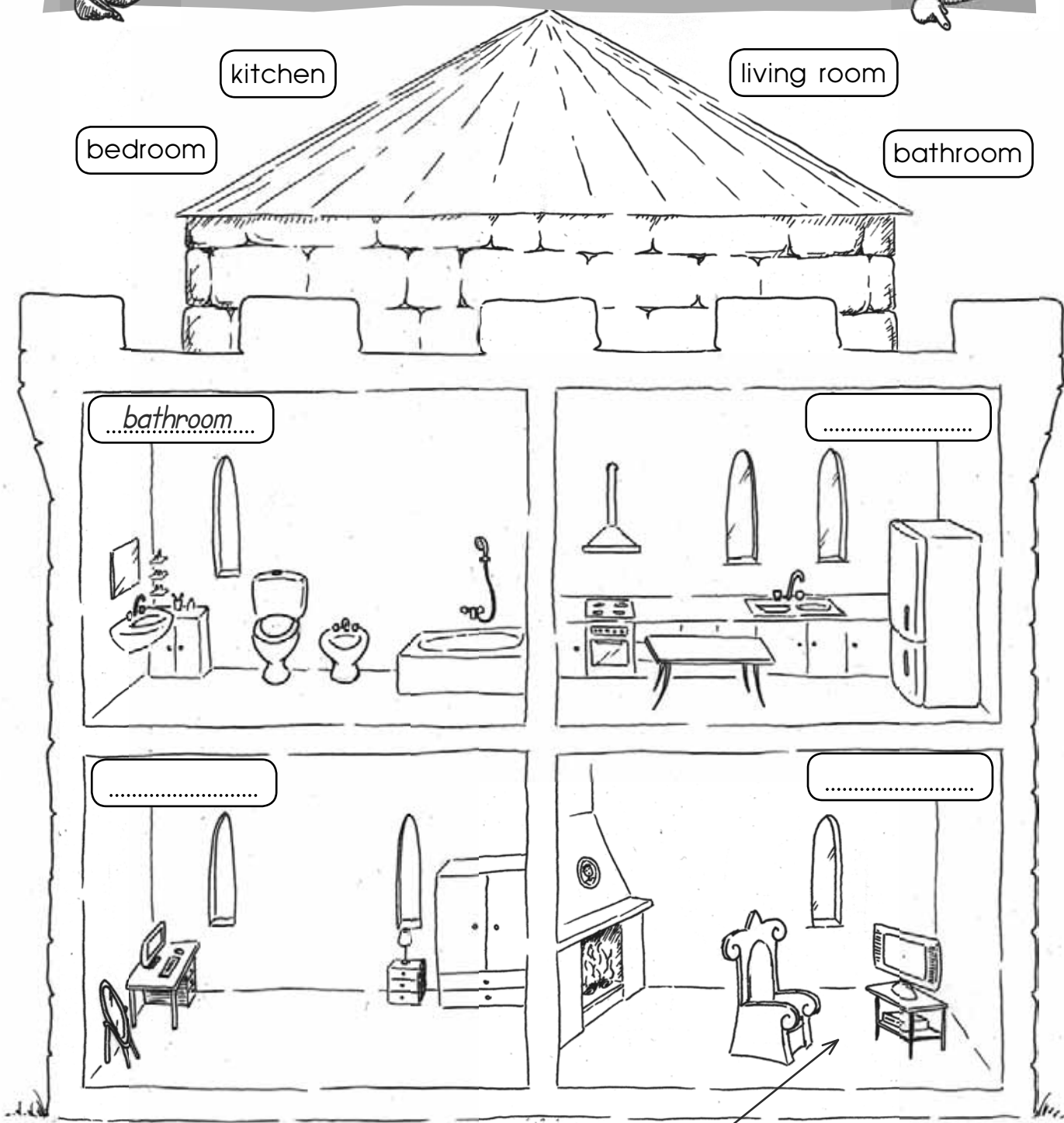


My bathroom! Super!

Unit 6: BEAUTY AND THE BEAST



Help Beauty put everything in the right place.



chairs




bed



table



sofa





mirrors




Listen and find the right picture.




1




2





3





4



5



6



Let's sing!



This is my castle and these are my rooms.




That is our bedroom, we like it too!



These are the sofas, those are the beds.


Come on everybody, let's go upstairs!

Find the right phrase.



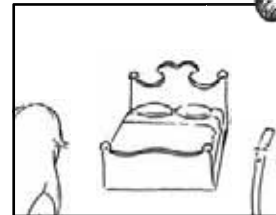
This is a table. ☐

That is a table. ☐



This is your bathroom. ☐

That's your bathroom. ☐



Yes, this is your bed. ☐

Yes, that is your bed. ☒




This is the kitchen. ☐

That is the kitchen. ☐



Look at these chairs. ☐

Look at those chairs. ☐

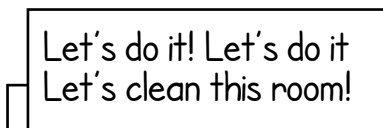


This is the living-room and these are the magic mirrors. ☐

That is the living-room and those are the magic mirrors. ☐

Lesson 2: Cleaning the castle


Listen and read.



1. I'm washing the windows.



2. You're cleaning the floor.



3. She's cooking and eating.



4. He's painting the door.



5. He's ironing. She's sweeping.



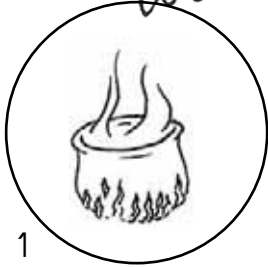
6. We love cleaning our home!



Unit 6: BEAUTY AND THE BEAST

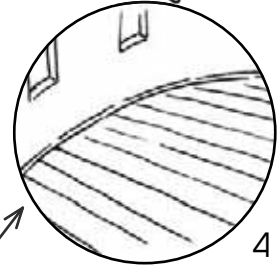


Listen and match the pictures with the words.




1

cook



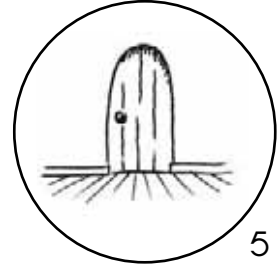
4

iron



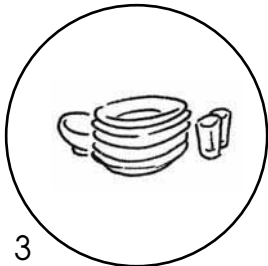
2

clean




5

paint



3

sweep




6


wash



Listen and number the pictures.




...




...



...



...




1..



...



Listen and say.



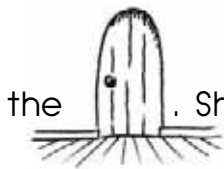
Write the words.



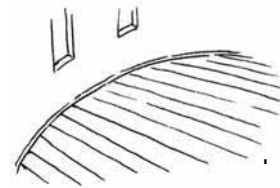
It's such a mess!



Miss Broom is c_____ the _____. She is p_____



the _____. She is s_____ the _____



She is

w_____ the _____ She is i_____ the _____



She is c_____ the _____



What about you?




Today I'm cleaning my house. In the morning I'm washing the
windows...

Lesson 3: Home sweet home

Listen and read.



And now, we can all relax together! Let's stay home. The castle is my home and I love my home!



Where is everybody?
What are they doing?




Miss Broom is
reading a book.



The Beast is
watching a DVD.



The Knight
is drawing
a picture
and listening
to music.



Come on, everybody!
We can do something
together! Let's go to
the living room!



We can tell
a story together.



We can play a board game.

Unit 6: BEAUTY AND THE BEAST



Listen and match the pictures with the words.



1



2



3

read

play

tell

draw

listen

watch



4



5



6



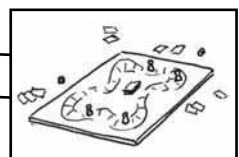
Find the pictures and write the phrases.



4.



3.



2.



5.



1. The Knight is *drawing a picture* . . .

5. The Beast and

2. The Knight is

Beauty are

3. The Beast is

6. Miss Broom and


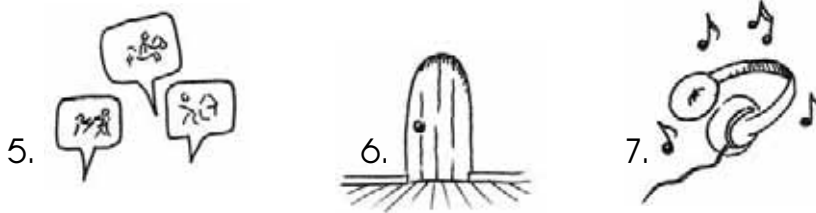
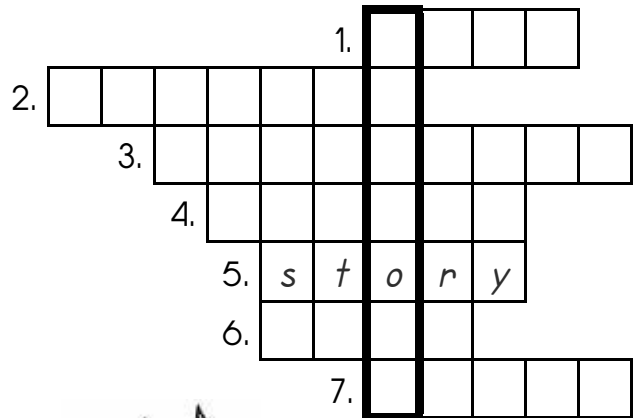

4. Miss Broom is

the Knight are







Write the words.

Where's Beauty? She's in the



Play and talk to your partner.



Unit 6: BEAUTY AND THE BEAST

Project: Draw your dream room.



Welcome to my dream bedroom.

In my room there is

There are

How many stars for...?


The story




Songs and rhymes




Games / puzzles



For this unit, colour...




I can
speak
English



I can
understand
English



I can
read
English



I can
write
English



Lesson 1: Help our planet

Listen and read.



Lena, look! It's a book about Planet Earth.

Let's have a look, Tammy!

What's that? Who's crying?

Brown Bear, why are you crying?

Look at my home!

People cut down trees.

I've got no food to eat!

I've got no water to drink!

I'm so sorry. Can I help?

Of course, you can!
Don't litter!

Recycle!

Ride a bike!

Plant trees!

We all need water to drink.
We all need something to eat.
You need a house, I need a tree.
We all need somewhere to live!

How can you help?



don't cut down trees (...)



don't ride a bike (...)



don't litter (...)



recycle (...)



plant trees (✓)



cut down trees (...)



litter (...)



don't recycle (...)



ride a bike (...)



Listen and number the pictures.




(...)




(...)




(...)



(...)



(...)



1



Match and write the words.




rec C
lit C
wa C
pla C
fo C
dr C
ri C

ink
od
ter
ycle
de
ter
net

drink
.....
.....
.....
.....
.....
.....

Let's play a game!



1



a



2



b



3



c



4



d



5



e




4 - b ..?

5 - e ..?

Lady Decay ... is cutting down trees!



Unit 7: PLANET EARTH



Find and write the phrase



Can we help Planet Earth?



A	B	C	D	E	F	G	H	I	J	K	L	M
N	O	P	Q	R	S	T	U	V	W	X	Y	Z

What about you?

How can you help Planet Earth?



The Earth is my home. I

.....

.....

.....

.....

Lesson 2: How to help our planet




Listen and sing!



Can we all help our planet?
Of course we can, sure we can.
Take a shower but not a bath,
don't waste water, turn off the tap.
Recycle paper, plastic and glass,
walk to school, don't litter the park.



Can we all help our planet?
Of course we can, sure we can.
Take a shower but not a bath,
don't waste water, turn off the tap.
Recycle paper, plastic and glass,
walk to school, don't litter the park.




Unit 7: PLANET EARTH

Read and number the pictures.



- 1. Plant a tree.
- 2. Turn off the tap.
- 3. Take a shower.
- 4. Walk to school.
- 5. Recycle paper.
- 6. Don't waste water.



How "green" are you?

Do you...?	YES	NO
....turn off the tap when you brush your teeth?		
....walk to school?		
....recycle?		
....take a shower?		
...plant trees?		
....litter?		
....take a bath?		

Match the phrases.



Don't take a bath,
Don't waste paper,
Don't cut down trees,
Don't waste water,
Don't litter,

plant a tree.
recycle.
take a shower.
recycle paper.
turn off the tap.



Find and write a word from unit 7.

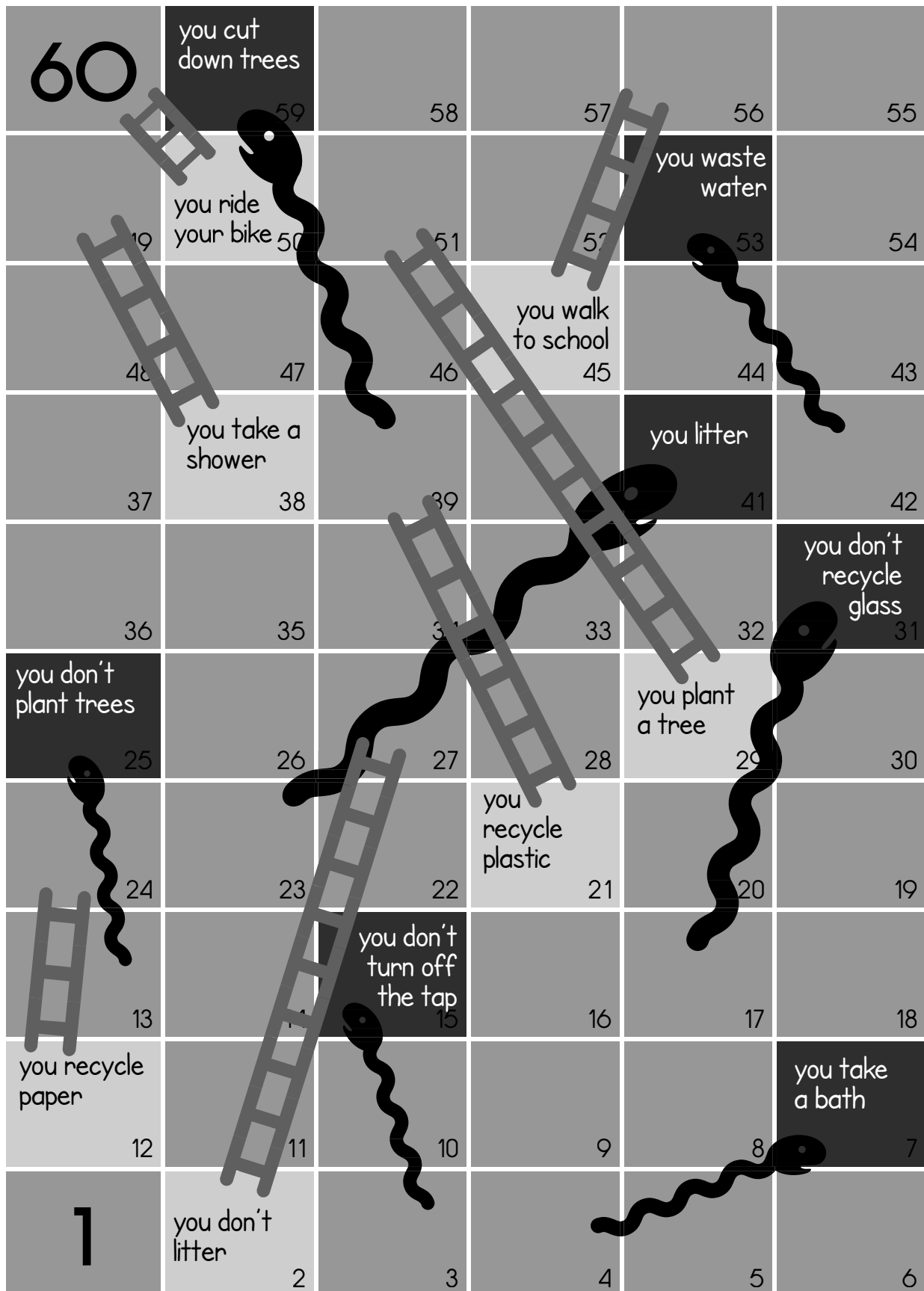


E
A
R
T
H

Let's play "Simon says"!



Snakes and ladders game



Lesson 3: Our animal friends



Listen and write the words.




panda




gorilla



bear



elephant



whale

..... live in Africa.
They've got two arms and two legs.

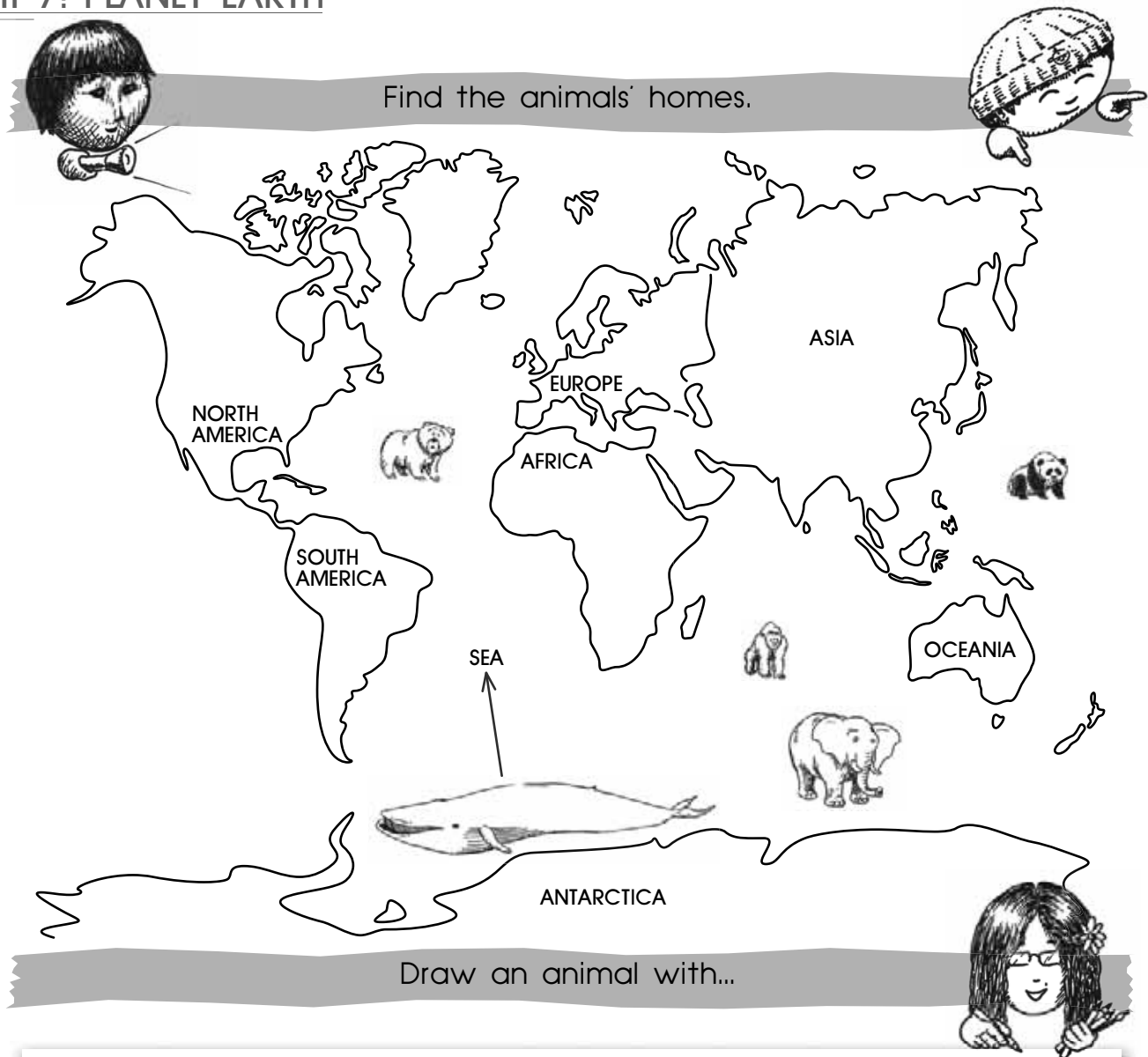
Blue live in the sea.
They sleep in the water.
They haven't got any teeth.

..... are bears that live in bamboo forests in Asia. They are black and white and they eat bamboo.

Brown live in Europe, Asia and America. They sleep all winter. They are very strong.

..... live in Africa and Asia. They've got a trunk, four teeth and very big ears. smell, drink, eat and wash with their trunks.

Unit 7: PLANET EARTH



one *face*

two *ears*

three *legs*

four *trunks*

five *noses*

six *arms*

seven *teeth*

seven

three

one

four


six

two

five



Find and write the words.



1. They've got two arms.
2. They've got four teeth.
3. Elephants eat and drink with this.
4. They haven't got any teeth.



1. There are trees here.
2. They are black and white.
3. Gorillas have two of these.
4. Whales live there.



Sudoku: Find and write the words.



bear, elephant, whale, gorilla, panda, mouse

	mouse	bear			whale
bear	elephant		whale	gorilla	
panda		gorilla	mouse		elephant
mouse	gorilla	whale	panda		
elephant			bear	whale	gorilla
	bear	elephant		mouse	panda

Unit 7: PLANET EARTH

Go to <http://www.arcturos.gr/en/default.asp>.
Draw one animal in danger
and present it to your friends.



.....

.....

.....

.....

.....

.....

.....

.....

.....

.....

How many stars for...?

The story



Songs and rhymes




Games / puzzles



For this unit, colour...



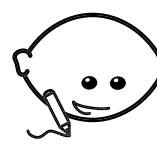
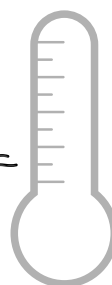
I can
speak
English



I can
understand
English



I can
read
English






I can
write
English



Lesson 1: The fire and the bird

Listen and read.



Read the story and match the phrases.



fire



bird



save



carry



hear



do

the best



forest

smoke

water

beak

animals



Write the phrases.



What can you see?



I can see a bird.

What can you hear?



.....

What can you smell?



.....

What can you carry?



.....

What can you do?

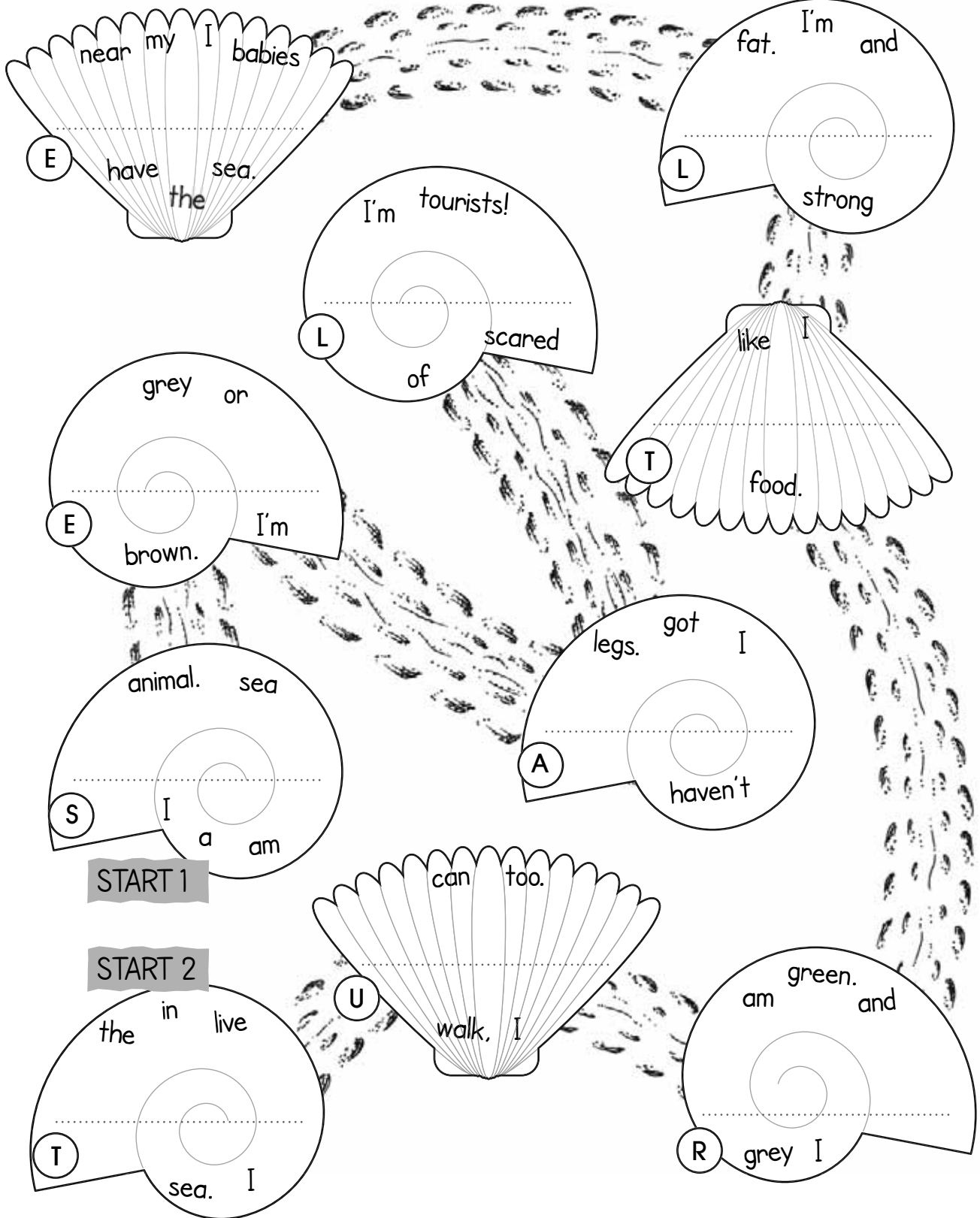


.....

Find and write the animals.



Mystery in the sun...



Animal 1: _____ Animal 2: _____

Let's sing!



SEAL

Swish,
swish
on the
sand,
goes the
lonely seal,
Kids give a hand
to help her get her meal.



TURTLE

You live free,
in the blue sea.
You like to play,
in clean waters
you stay.
Beautiful Letta,
CARETTA CARETTA



Can you visit <http://www.archelon.gr/> and <http://www.mom.gr/>
Write an email and help an animal.



Sea Turtle Protection Society of Greece ARCHELON

<http://www.archelon.gr/>

Dear


We want to help a find food and go back to its family.
How can we send you the money? €
Can you send us a photo of the we help?

We are the pupils of class, at Primary School
in

All the best,
.....

Lesson 2: Action for you and me

Listen and read.





Read and find the right picture.



I live in the sea
and I've got
eight legs.
Who am I?




I live in the
forest and I've
got a beak.
Who am I?




I've got a pouch.
I can carry my
baby. Who am I?



I've got big ears
and a trunk.
Who am I?



I live in the
water and I've
got a big mouth.
Who am I?



I live in the
forest and I'm
black and white.
Who am I?





Listen and number the words.

help (...)

love (...)

smile (...)

stay (1)

share (...)

give (...)

Don't in the house, in the house in the house.



Go out there and when you can.



And share and and and help.



Share, smile, give and help when you can!

Don't stay in the house, in the house in the house.

Go out there and help, when you can.

And *share* and and give and help.



Share, love, give and help when you can!



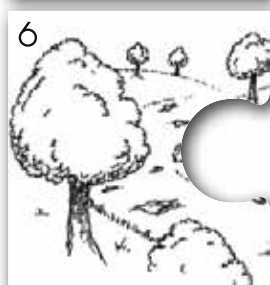
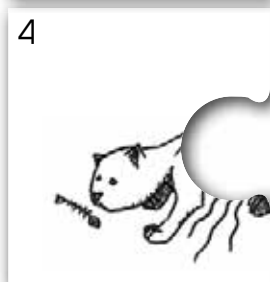


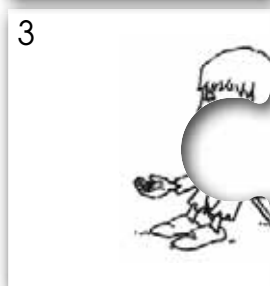


Listen again and write the words.



Let's sing now!



Match the pictures.



Lesson 3: Do your best

Do you share your things with others?

Do the quiz.

Do you share your toys with other children?

- a. Sometimes
- b. Always
- c. Never



Do you help old people carry their things?

- a. Sometimes
- b. Always
- c. Never



Do you give to people in need?

- a. Sometimes
- b. Always
- c. Never



Do you recycle?

- a. Sometimes
- b. Always
- c. Never



Do you feed animals?

- a. Sometimes
- b. Always
- c. Never



Do you visit old people?

- a. Sometimes
- b. Always
- c. Never



Now count your score.

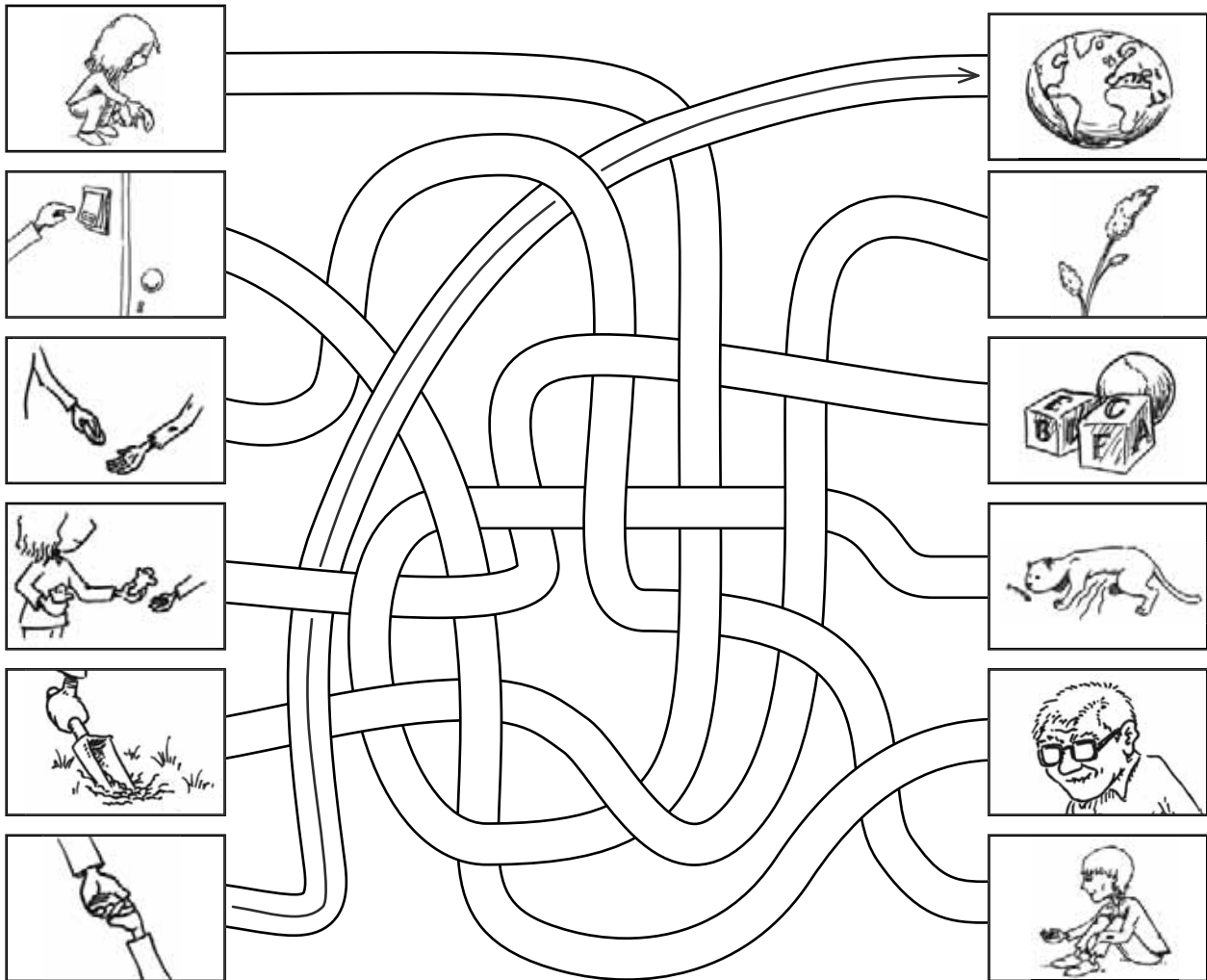
a=10 b=15 c=5

75-90 points. Wow! You rock!!! You share a lot!

55-70 Quite good! You share some but you keep some!

30-50 Oops! You keep a lot!

Find the pictures.



Listen and write the words.





~~plant~~ share feed save visit give

How can I help? I can plant trees. I can to people in need. I can the animals. I can old people. I can my toys. I can the planet.

Of course, I can!



Find and write the words.
Then draw the things in the bag.



In the kitchen: Find two
things that start with "b"

1.
2.

In the bathroom:
Find the odd one out.

.....

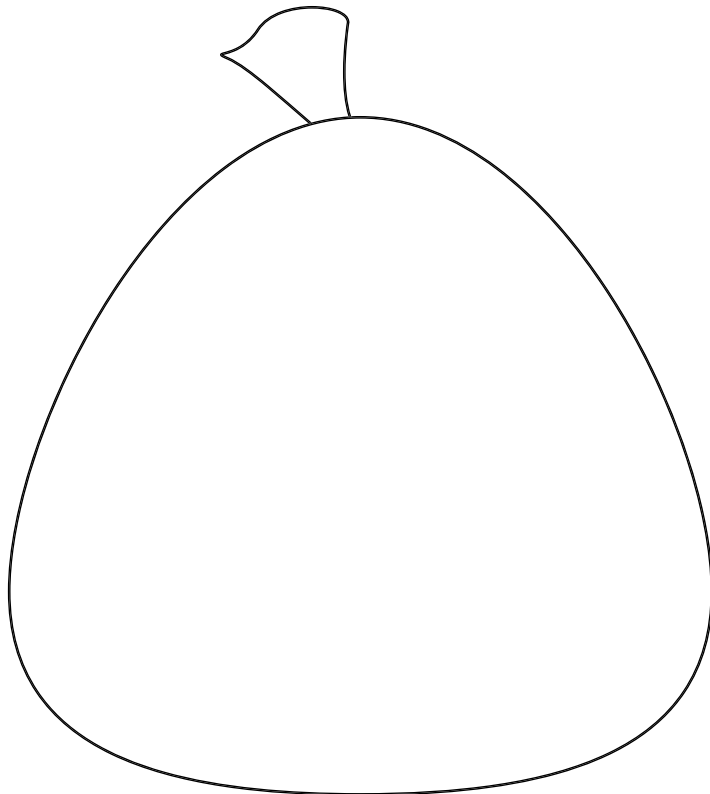


In the living room:
What is the man reading?
A
What's on the sofa?
A



In the bedroom:
What's winter
wearing? Go to
unit 4, lesson 3,
page 63.



1.
2.
3.



Unit 8: OUR WORLD



Find and say what people take home.



Project: Do the best you can.
Do you need all your toys/clothes/books/food...?
Share with people in need.
Can you organize a bazaar at your school?



How many stars for...?

The story




Songs and rhymes




Games / puzzles



For this unit, colour...




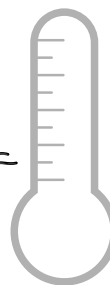
I can
speak
English



I can
understand
English



I can
read
English



I can
write
English




special days



31st October: Happy Halloween!

Find and write the words.

- 11 eleven
- 12 twelve
- 13 thirteen
- 14 fourteen
- 15 fifteen




Make a magic spell.



Eleven black cats,
twelve green frogs,
thirteen yellow moons,
fourteen grey spiders,
fifteen red snakes.
Abracadabra.
You are now a



Now can you make a magic spell?



11th December: Happy Children's Day!

Let's sing!



This is my right

I'm a child
and this is my right,
this is my right,
to be all right!



I'm a child
and this is my right,
this is my right,
to play and ride!



I'm a child
and this is my right,
this is my right,
to read and write!



I'm a child
and this is my right,
this is my right,
to live no fights!



I'm a child
and this is my right,
this is my right,
to speak my rights!




Make a poster of your rights.



Merry Christmas and a Happy New Year!

Let's make Christmas crackers!




Let's sing!



You put your **antlers** in.
You put your **antlers** out.
You put your **antlers** in
and you shake them all about.
You do the Reindeer Poky
and you turn yourself around.
That's what it's all about!

You put your **hooves** in...
You put your **red nose** in...
You put your **fluffy tail** in...
You put your **reindeer body** in...

Gift Wrapped: Let's play!



Tongue Twisters: Can you say three times fast...?



1. Seven Santas sang silly songs.
2. Bobby brings bright bells.
3. Two trains travel together to Toyland.

Happy Easter!



Let's sing!




Here Comes Peter Cottontail

Here comes Peter Cottontail,
hopping down the bunny trail,
hippity hoppity,
Easter's on its way.



Oh! Let's go out in the garden
and play hide-and-seek,
let's look for chocolate eggs -mmm yummy-
oh look up at that tree!

Here comes Peter Cottontail,
hopping down the bunny trail,
hippity hoppity,
Happy Easter Day!



Let's make bunny ears!



Let's chant!



The Easter Bunny's feet,
go hop, hop, hop.
While his big pink ears,
go flop, flop, flop.
He is rushing on his way,
to bring our eggs on Easter Day.
With a hop, flop, hop, flop, hop.



22nd April: Happy Earth Day!



Can you do something for our planet every day?

Sunday	
Monday	
Tuesday	
Wednesday	
Thursday	
Friday	
Saturday	

Make a poster of this week.



Have a nice summer!

Put the words in the right group.



seal



house



sunny



forest



windy



hat



hot



apples



restaurant



bananas



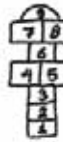
dolphin



swing



turtle



hospscotch



scarf



slide



sunglasses



ice cream

clothes

weather

hot

animals

food

games

places

Make your own magic island.









Ευρωπαϊκή Ένωση
Ευρωπαϊκό Κοινωνικό Ταμείο



ΕΠΙΧΕΙΡΗΣΙΑΚΟ ΠΡΟΓΡΑΜΜΑ
ΕΚΠΑΙΔΕΥΣΗ ΚΑΙ ΔΙΑ ΒΙΟΥ ΜΑΘΗΣΗ
επένδυση στην κοινωνία της γνώσης
ΥΠΟΥΡΓΕΙΟ ΠΑΙΔΕΙΑΣ, ΔΙΑ ΒΙΟΥ ΜΑΘΗΣΗΣ ΚΑΙ ΘΡΗΣΚΕΥΜΑΤΩΝ
ΕΙΔΙΚΗ ΥΠΗΡΕΣΙΑ ΔΙΑΧΕΙΡΙΣΗΣ

Με τη συγχρηματοδότηση της Ελλάδας και της Ευρωπαϊκής Ένωσης





Ευρωπαϊκή Ένωση
Ευρωπαϊκό Κοινωνικό Ταμείο



ΕΠΙΧΕΙΡΗΣΙΑΚΟ ΠΡΟΓΡΑΜΜΑ
ΕΚΠΑΙΔΕΥΣΗ ΚΑΙ ΔΙΑ ΒΙΟΥ ΜΑΘΗΣΗ
επένδυση στην κοινωνία της γνώσης
ΥΠΟΥΡΓΕΙΟ ΠΑΙΔΕΙΑΣ, ΔΙΑ ΒΙΟΥ ΜΑΘΗΣΗΣ ΚΑΙ ΘΡΗΣΚΕΥΜΑΤΩΝ
ΕΙΔΙΚΗ ΥΠΗΡΕΣΙΑ ΔΙΑΧΕΙΡΙΣΗΣ

Με τη συγχρηματοδότηση της Ελλάδας και της Ευρωπαϊκής Ένωσης



ΕΥΡΩΠΑΪΚΟ ΚΟΙΝΩΝΙΚΟ ΤΑΜΕΙΟ