

ΚΑ

ΥΠΟΥΡΓΕΙΟ ΠΑΙΔΕΙΑΣ, ΔΙΑ ΒΙΟΥ ΜΑΘΗΣΗΣ ΚΑΙ ΘΡΗΣΚΕΥΜΑΤΩΝ
ΚΡΑΤΙΚΟ ΠΙΣΤΟΠΟΙΗΤΙΚΟ ΓΛΩΣΣΟΜΑΘΕΙΑΣ

Ministry of Education, Lifelong Learning and Religious Affairs
English Language Certification

LEVEL A1 & A2 On the scale set by the Council of Europe

MODULE 4 SPEAKING: Candidate booklet

Exam period:
May 2011

ATTENTION

- Do not open this booklet until the exam begins.
- Duration of the Oral Test: **20 minutes**.

ΠΡΟΣΟΧΗ

- Μην ανοίξεις το τευχίδιο πριν από την έναρξη της προφορικής εξέτασης.
- Διάρκεια προφορικής εξέτασης: **20 λεπτά**



The A1 & A2 level oral test

BASIC INFORMATION ABOUT THE TEST

Duration of the test: 20 minutes

Mode of participation: Candidates are tested in pairs but do not converse with each other.

Content:

1. Dialogue between the examiner and each candidate who answers four questions (two A1 level and two A2 level questions) about him/herself and his/her environment. (5 minutes for both candidates).
2. Talking about photos where each candidate answers four questions (two A1 and two A2 level questions) on the basis of one or more visual prompts (5 minutes for both candidates).
3. Giving and asking for information consists of two parts (6 minutes for both candidates).

The tasks in this case are always with reference to a 'multimodal' text; that is, a text which conveys information through language and image (graphic effects, symbols, pictures, and other visuals).

- (a) Part A: The examiner asks the candidate two A1 level questions with reference to one or more of the texts on the page s/he chooses. The candidate responds using the text as a source of information.
- (b) Part B: The candidate, guided by question prompts, poses three questions to the examiner relating to one multimodal text. The examiner responds (the answers are provided for him/her in the examiner pack).

Note: In all three activities the examiner interacts with each candidate in turn.

TEST MATERIALS

The Candidate Booklet

The Candidate Booklet contains:

- Information about the test and guidelines on how to carry it out (pp. 2-4).
- The Oral Test Assessment Criteria Grid (p.5).
- Photos on pp. 6-11 under a heading for Activity 2. The heading on each page indicates the theme and context of talk prompted by these visual cues.
- The multimodal texts on pp. 12-16, under a heading for Activity 3. The heading on each page indicates the theme and context of talk prompted by these texts.

The Examiner Pack

The Examiner Pack contains:

- the test items, i.e. questions for Activity 1 and the tasks for Activities 2 and 3,
- the Interlocutor Frame for the A1&A2 oral test.
- A reminder of potential trouble spots during the exam.
- The Rating Scale for A1 & A2 level.

TEST PROCEDURE

- Throughout the exam, there are two assessors and two candidates in the exam room.
- Both assessors evaluate the candidate and fill in their part of the "Oral Production Evaluation Form".
- The assessor who has the role of *Evaluator 1* sits on the side and is silent. S/he listens, observes, takes notes, and gives a mark for each candidate's performance, using the "Oral Production Evaluation Form".
- The assessor who has the role of Examiner is the one who sits facing the two candidates and who conducts the test, interacting with them. S/he rates candidates when they have left the exam room. So, besides being the Examiner, s/he has the role of *Evaluator 2*.
- The candidates are examined in pairs.
- The candidates take turns in doing the required task first. This means that if candidate A is the first one asked to respond to the questions of Activity 1, it is candidate B that is asked to begin Activity 2 and candidate A to begin Activity 3.

- Assessors should change roles frequently. It is recommended that they change roles as Evaluator 1 and Examiner (+Evaluator 2) when they have conducted the Oral Test with 2-3 pairs of candidates. However, the frequency of role change is up to them.
- Both people conducting the Oral Test are equally responsible for carrying out the test successfully.

Before the Oral Test begins:

- Make sure that you prepare for the test for at least 1½ hours. Study the Candidate Booklet and the Examiner Pack in a room made available for you.
- Work with a colleague and discuss the tasks and prompts, helping each other understand what each task type requires.
- Role-play one or two tasks and see how they work for you.
- Acquaint yourself thoroughly with the *Interlocutor Frame* provided in the Examiner Pack.
- Assessors are expected to have prepared themselves for the test by having become familiar with the information contained in the Handouts developed for the Oral Examiner Seminars.

Also:

- Find out in which examination room you will be conducting the oral test and who your co-assessor is going to be.
- Decide which one of you will have the role of Examiner first.
- Make sure that the desks in the examination room are set up properly, so that:
 - candidates are sitting side by side,
 - the Examiner is facing the candidates,
 - the desk of Evaluator 1 is at some distance from the candidates but allows visual contact with them.
- Make sure you have all the material you need to conduct the test. Bring your Candidate Booklet with you into the examination room as well as the Examiner Pack containing the tasks.
- Make sure also that there are two more Candidate Booklets in the room, one for each of the two candidates.

During the Oral Test remember:

In the Examiner Pack:

Activity 1

- Choose two questions from the A1 level category and two questions from the A2 level category for each candidate.

Activity 2

- Assign a different task to each candidate, and ask each one four questions: two A1 and two A2 level questions.
- Choose a different activity page for each candidate.

Activity 3

- Assign a different task to each candidate. First do part A (ask two A1 level questions, with reference to one or more texts of one thematic page) and then do part B (where the candidate asks *you* three questions with reference to the text).
- Choose a different activity page for each candidate.

When using the material:

- You are expected to use a variety of questions, activity pages and tasks during the Oral Test. When choosing the activity page or task, keep in mind the candidate's age, sex, education, social experiences and anything else you can guess from their appearance and the information they give you.
- You are not expected to use all questions, photos or tasks or to use them more than once. Don't use those that you think will not work for you.
- Do not give both candidates their photo/task or their multimodal text/task at the same time because this will result in one candidate having more time to prepare his/her response than the other.

Also keep in mind:

- If before or during the test you have queries or problems, consult with the Examination Centre's Committee members.
- If you need to take a break, make sure that you inform the Committee members.
- SMOKING, the USE OF CELLULAR PHONES and EATING is PROHIBITED in the exam room.
- NO-ONE SHOULD INTERFERE with your work. No-one is allowed to stand right outside the exam room, and disturb you or the candidates.
- Communicate with candidates in English exclusively.
- On the whole, be flexible and try to accommodate the candidate.
- Remember that time is limited, so allocate the time for each activity to each candidate proportionately.
- When the examination is over, thank the candidates but give no indication as to the quality of their performance.
- Make sure that THE CANDIDATES DO NOT LEAVE WITH THE CANDIDATE BOOKLETS.

USING THE OFFICIAL ASSESSMENT FORM

- Make sure the candidates' names and code numbers are on their respective forms.
- Both Evaluators mark the boxes in the columns in ball point pen (black or blue).
- The first person to give a mark for the candidate's performance, Evaluator 1 (the person not conducting the test but sitting silent on the side) fills in the boxes on the left-side column of the Form. The person who gives the second mark (the person conducting the test) Evaluator 2 fills in the boxes on the right-side column, after the candidates have left the room. The overall rating for each candidate the total mark on the test is electronically computed, so there is no space provided on the Form for this.
- When marking, remember:
 - the highest possible score for the Oral Test is 20,
 - 0 (zero) is not only given to candidates who have no competence in English whatsoever or to those who have not responded. It is also given to candidates who do not perform according to A1-level expectations (see Assessment Criteria).
- Since Evaluators record their marking separately, their ratings may differ.
- Do not mark the form before you have made your final decision on the mark you will award.
- Make sure that you know how you will be marking the Assessment Form. Corrections are not permitted on the Form, which should not be wrinkled or damaged in any way. However, if you do make a mistake and must correct it, take it to the Exam Centre Committee so that they will help you deal with the problem.
- Fill in the appropriate boxes for each criterion like this: ■

At the end of each testing day:

- Each day, RETURN to the Exam Centre Committee the Candidate Booklets, Examiner Packs and the completed Oral Production Evaluation Forms.
- DO NOT TAKE AWAY FROM THE CENTRE ANY OF THE TEST MATERIALS.

Follow up:

- When you have finished your duties as Examiner, please fill in the "May 2011 KPG Oral Test Feedback Form" and turn this in also to the Exam Centre Committee.

THE A LEVEL ORAL ASSESSMENT CRITERIA GRID

TASK COMPLETION (ΒΑΘΜΟΣ ΑΝΤΑΠΟΚΡΙΣΗΣ ΤΟΥ ΥΠΟΨΗΦΙΟΥ ΣΤΟ ΖΗΤΟΥΜΕΝΟ)

1. DIALOGUE / INTERVIEW (ΔΡΑΣΤΗΡΙΟΤΗΤΑ 1)	0	1	2	3
Responds to all questions, including the main content points.				
2. TALKING ABOUT PHOTOS (ΔΡΑΣΤΗΡΙΟΤΗΤΑ 2)	0	1	2	3
Responds to all the questions of the task, using the visual prompt(s) effectively and including all content points.				
3. GIVING AND ASKING FOR INFORMATION (ΔΡΑΣΤΗΡΙΟΤΗΤΑ 3)	0	1	2	3
Responds to all the questions of the task, using the visual prompt(s)/ multimodal text(s) effectively and including all content points.				


LANGUAGE USE (ΧΑΡΑΚΤΗΡΙΣΤΙΚΑ ΓΛΩΣΣΙΚΗΣ ΠΑΡΑΓΩΓΗΣ)

PRONUNCIATION AND STRESS (ΠΟΙΟΤΗΤΑ ΠΡΟΦΟΡΑΣ)	1	2		
Occasional mispronunciations, L1 accent is noticeable but output is intelligible				
VOCABULARY (ΛΕΞΙΛΟΓΙΟ)	0	1	2	3
Basic vocabulary, morphologically and semantically correct, use of memorized phrases and formulae but appropriate to the given task				
GRAMMATICAL COMPETENCE (ΓΡΑΜΜΑΤΙΚΟΤΗΤΑ)	0	1	2	3
Correct use of some simple structures, mistakes but the message gets across clearly.				
COHERENCE (ΣΥΝΟΧΗ ΛΟΓΟΥ)	0	1	2	3
Information clearly organised, use of simple cohesive devices, hesitations and reformulations				

Note: Rating scale 0-3:

0 = Unsatisfactory for A1 level
1 = Satisfactory for A1 level
2 = Partly satisfactory for A2 level
3 = Satisfactory for A2 level



What do they do?




Someone special




Having fun



School days



Interesting people



Let's go downtown!



Sports shoes

1

Tomi Shoes ...The most comfortable shoes!


FOR BOYS



Colours: blue, red, green
 Sizes: 28 - 38 (EU) only
 Regular price: ~~50€~~ (from 46€)


Available in all
 shoe shops and sports centres

- shoes only for boys?
- how much/ cost?
- where/ buy them?



2

Spike! Simply the best tennis shoes!



For girls
 Colours: white ~~only~~
 Sizes: 26 - 36 (EU)
 Price: ~~50€~~ (from 50€)

FREE
 2 pairs of socks



- only one colour?
- what/ new price?
- what/ get for free with each pair?

3

**Lyra shoes...
 Stylish and comfortable!**



Colours: brown, red, grey
 Sizes: 28 - 36 (EU) only
 Price: ~~40€~~ (from 35€)

Made in ~~Spain~~

Available only in central shops


For boys
 & girls

- shoes expensive?
- where/ make/ shoes?
- can/ find/ every sports shop?

Things for sale

4

Hernandez's guitar



Made in Spain, one year old. Good condition, free guitar case, price: 130€

Call: Berta on 82534
Only in the afternoon (4-6 pm). Thanks!

- what kind/ guitar/?
- how much/ guitar cost?
- when/ call Berta?

5

Novico Japanese mountain bike. 1 year old but in good condition. 21 gears, purple, 70€.
Call: George, daily 5-8 pm.
Tel. 26393



- bicycle new?
- how many gears/?
- who/ call?

6

FOR MUSIC LOVERS...



Selling 5 Michael Jackson Cds.
In very good condition. Only 30€
Call Mario, daily (6-8 pm).

Tel. 80155

- who/ CDs for?
- what time/ call Mario?
- what/ Mario/ phone number?

Gifts and souvenirs from Greece

7



Fridge magnet

Theme: Greek islands

Size: approx. 6 cm X 6 cm

Price: 5€ (8€ with shipping cost)

Also available:
fishing boats, flowers, windmills

For more information see: www.greek-souvenirs.com

- what kind/ souvenir/?
- what/ buy for 8 euros?
- where/ more information?

8



Traditional ceramic plate

from the island of Santorini

Hand-made

NEW PRICE: only 15€ (old price: 20€)

SAVE 5 €!

Great variety of colours

Size: 25 cm (D)

Special offer: 10€ only 10 euros

- where/ plate from?
- what size/ plate?
- what/ buy with 10€?

9

Traditional Greek sweets

Greek Loukoumia...An unforgettable taste!!!

Flavours: orange, vanilla, rose

Small box (125 gr) 3€

Big box (250 gr) 6€

Available at all department shops



- how many flavours/?
- how much/ big box cost?
- where/ find/ sweets?



A great evening out

10



A NIGHT WITH SILVER CRASH
 Rock songs of the 70s, 80s and 90s
 Meet after the concert!
 Tickets: 10€
 Dates: Saturday July, 2nd, Sunday, July 3rd
 Town Hall Square, Agrinio

- what kind/ songs/ Silver Crash sing?
- what/ you do after/ concert?
- when/ singer be/ Agrinio?

11



ANASTASIA TAVERN
 Plaka, Athens
 €10: food & live folk music with Lefteris Gailas and his band
 A variety of dishes & free wine for only 10€ per person
 Open every night from 8pm till midnight

- what/ name/ tavern?
- what kind/ food/ eat there?
- when/ open?

12



Paradise Club
 Entrance: 5€ (including first drink)
 Dancing, competitions, prizes and surprises!
 Open daily 10pm - 3am
 To book a table call 2640 48924 Open from Sparta

- how much/ cost/ get in?
- what time/ club open?
- how far/ club/ Sparta?

A place to stay

13

Blanos Luxury Flats

Lasithi, Crete



Two bedroom flats with private bathroom and kitchenette, telephone, TV and Internet connection. Tennis court and playground nearby for children to play. 500m from city centre.

40€ per day

- TV/ every flat?
- how much/ flats cost?
- how far/ from/ city centre?

14

Sofia's Rooms, Spetses

Near centre. Double bedrooms with bathroom, kitchen, TV. Tel number: 27570 44046 (10am - 8pm)

40€ per day

Breakfast: extra (3€ per person)




- where/ find Sofia's Rooms?
- how many bedrooms/?
- when/ call?

15




Pelagia

Country style bungalows



FOR RENT 2-bedroom bungalows. ALL with kitchen, bathroom, TV, telephone. Playground nearby for kids, car park only, 500m from main road.

70€ per day



- where/ bungalows?
- all bungalows/ TV?
- where can/ park/ car?