



Η ανάπτυξη της δικής μας κοινότητας:
Δείγμα «καλής πρακτικής»
Θάλεια Χατζηγιάννογλου, Σχολική Σύμβουλος Αγγλικής

Σχολεία ΕΑΕΠ στην Α' Αθήνας

228 Δημοτικά Σχολεία

75 Δημοτικά Σχολεία με ΕΑΕΠ

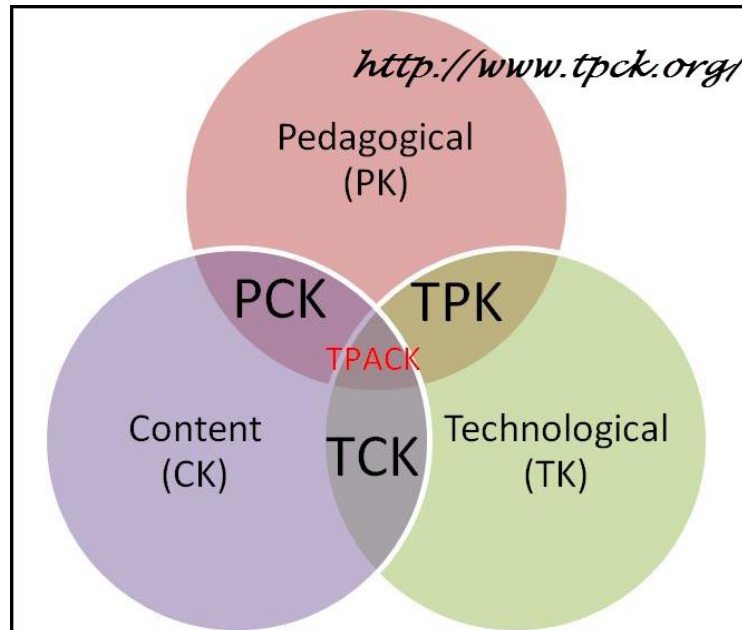
- Πλειονότητα εκπαιδευτικών άνω των 40, με αρκετά χρόνια εμπειρίας στην Πρωτοβάθμια Εκπαίδευση
- Οι κενές θέσεις καλύπτονται συνήθως με αποσπάσεις από τη Δευτεροβάθμια και για φέτος με μετατάξεις.

Θα μιλήσουμε

- Για το σκεπτικό της κοινότητας πρακτικής
- Τα βήματα εφαρμογής
- Την πρώτη συνάντηση
- Τη δομή των έργων (project)
- Τα κριτήρια σχεδιασμού των έργων
- Τη διάχυση
- Special gift

Το σκεπτικό για την κοινότητα πρακτικής

- Επιμόρφωση στο ΠΕΑΠ
- Εισαγωγή των Νέων Τεχνολογιών στην εκπαιδευτική διαδικασία, στο πλαίσιο του ΠΕΑΠ (Μοντέλο ΤΡΑΚΚ)
- Διάχυση



Από την θεωρία στην Πράξη

- Σχεδιασμός Επιμορφωτικού Προγράμματος «ΠΕΑΠ με τη χρήση Νέων Τεχνολογιών» (Δημιουργία project, βάσει του υλικού του ΠΕΑΠ, κάνοντας χρήση ΤΠΕ)
- Καθορισμός και περιεχόμενο συναντήσεων (Σάββατο/ 3-4 ώρες).
- Εκδήλωση ενδιαφέροντος
- Ενημέρωση συμμετεχόντων (συμβόλαιο)
- Εξατομικευμένη υποστήριξη από τη Σύμβουλο, με επισκέψεις στα σχολεία και παρακολούθηση της πορείας του project
- Αποτελέσματα (Αποστολή καλών πρακτικών στο Πανεπιστήμιο)

Πρώτη συνάντηση (10/2012)

- Αλληλογνωριμία
- Σχεδιασμός project (μελέτη υλικού ΠΕΑΠ)
- [Ιστοχώρος ΠΕΑΠ](#)
- Ανάρτηση project (project review by the school advisor)
- [Αναστοχασμός](#) (penzu)
- Κατασκευή ιστοχώρου για την ανάρτηση του project ([wikispaces](#))
- Online συναντήσεις (oovoo, chatzy)

Δομή του έργου (project)

- Τίτλος
- Περίληψη
- Σκοπός και Στόχοι

([Bloom's updated taxonomy](#))

- Διαδικασία ([Lesson Plan for every lesson](#))
- [Προϊόντα](#)
- [Αξιολόγηση](#)
- Αναστοχασμός

Κριτήρια Σχεδιασμού

1. Σύνδεση με το ΠΕΑΠ
2. Παιδαγωγική καινοτομία και δημιουργικότητα.
3. Ενσωμάτωση στην εκπαιδευτική διαδικασία.
4. Δημιουργική χρήση των ΤΠΕ.
5. Βιωσιμότητα και επεκτασιμότητα και
6. Αποτελέσματα και οφέλη.

Διάχυση

- Υποδειγματικές διδασκαλίες
- Παρουσιάσεις σε συνέδρια
- Booklets
- Πρεσβευτές ΠΕΑΠ

"Activities to engage young learners"
by Ms Susan Hunter 1/11/12

Halloween Pictures.ppt
Download (1.1MB)
Halloween Pictures

LESSON PLAN .doc
Download (106KB)
Lesson Plan

Halloween pics.doc
Download (1.4MB)
Halloween Pictures

BRITISH COUNCIL		story sharing with confidence		
CONFERENCE PROGRAMME		Sunday 10 th February		
TIME	CODE	SHAKESPEARE	ORHAN PAMUK	TOLKIEN
08.00-8.30 (GMT) 10.00-10.30 (Turkey) http://tinyurl.com/20fcb3amGMT	CONCURRENT	Sok-Han Monica Lau, Macau Using Stories to Arouse Student Interest in Learning English	Vera Savic, Serbia Using Stories for Creating Engaging Thematic Units	Merve Oflaz, Turkey Magic Calls These
08.30-09.00 (GMT) 10.30-11.00 (Turkey) http://tinyurl.com/20fcb33amGMT	CONCURRENT	Joe Pereira, Portugal Read/ Write/ Play: Digital Game-based Storytelling with Interactive Fiction	Irene Canca, Turkey ESL Written Production through Guided Comprehension	Amel Daghfous, Tunisia Developing Students' English through Stories
BREAK		COMMUNICATION BREAK		
ROOM		DICKENS (MAIN VENUE)		
10.00-11.00 (GMT) 12.00-13.00 (Turkey) http://tinyurl.com/20fcb32amGMT	PLENARY	Sevim Ak, Turkey Yaratic Okuma / Creative Reading		
11.00-12.00 (GMT) 13.00-14.00 (Turkey) http://tinyurl.com/20fcb31amGMT	PLENARY	Samantha Lewis, Spain Using Graphic Novels and Comics with Teens		
BREAK		COMMUNICATION BREAK		
ROOM		SHAKESPEARE	ORHAN PAMUK	TOLKIEN
13.00-13.30 (GMT) 15.00-15.30 (Turkey) http://tinyurl.com/20fcb32amGMT	CONCURRENT	Sandie Mourao, Portugal Picturebooks: The Whole Story	Dincer Demir, Turkey Enrich your Storytelling with Sound Effects	Cigdem Gunes, Turkey Using Web 2.0 for Digital Storytelling
13.30-14.00 (GMT) 15.30-16.00 (Turkey) http://tinyurl.com/20fcb33amGMT		Thalia Chadziannoglou / Georgia Gyftoula / Androniki Nistakaki,	Sue Leather, Canada What's in a Story?	Paul Sweeney/ Alex Warren, UK Step up Muddlingers!

THE USE OF ICTs IN THE A/B
PRIMARY SCHOOL EFL CLASSES

Click to read

Databases

Online Pronunciation Dictionaries

iPads

Spelling Cities

Digital tales

Digital story writing

Digital story reading

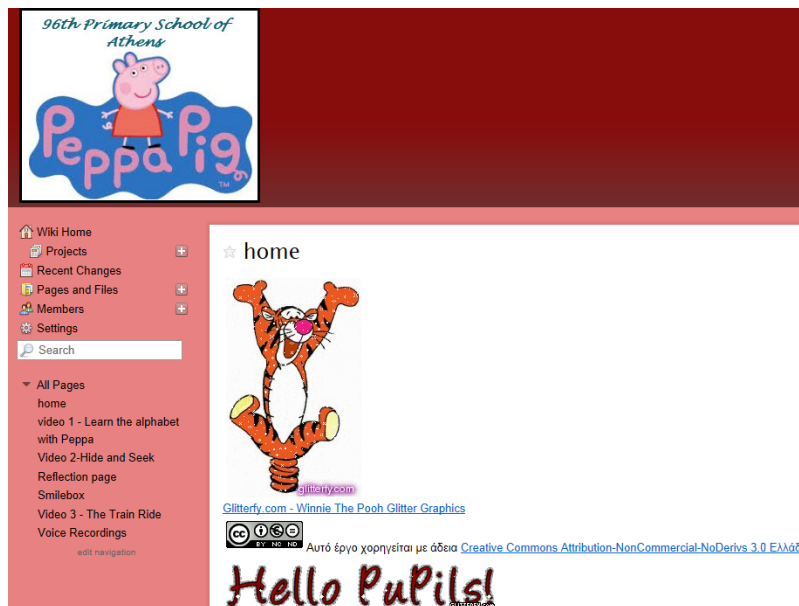
Digital Video Production

A Useful Teacher's Guide
Dr Fotini-Vassiliki KULOHERI
Athens 2013

Έργα (Projects)

- Αντωνίου Κωνσταντίνα: “Learn English with Peppa”
- Booklet: Using the video with VYL

<http://conelt.wikispaces.com/>



96th Primary School of Athens

Peppa Pig

Wiki Home
Projects
Recent Changes
Pages and Files
Members
Settings
Search

home
video 1 - Learn the alphabet with Peppa
Video 2- Hide and Seek
Reflection page
Smilebox
Video 3 - The Train Ride
Voice Recordings

home

Glitterfy.com - Winnie The Pooh Glitter Graphics

Αυτό έργο χορηγείται με άδεια Creative Commons Attribution-NonCommercial-NoDerivs 3.0 Ελλάδα.

Hello Pupils!

Έργα (Projects)

- Βενέτη Φωτεινή: “The view from my window” etwinning (**ΕΤΙΚΕΤΑ ΠΟΙΟΤΗΤΑΣ**)
- Booklet: Using readers with VYL
- <http://new-twinspace.etwinning.net/web/p93973>



The screenshot shows the TwinSpace website interface. At the top, there is a navigation bar with the TwinSpace logo and links for HOME, PROJECT ACTIVITIES, BLOG, CHAT, and GUIDELINES. A welcome message for Thalia Hadzigiannoglou is visible. The main content area features the project title "THE VIEW FROM MY WINDOW" and a public link. Below this, there are sections for "Mailbox" (with a message about access permissions), "Latest actions" (listing recent blog entries and comments), and "Members" (showing 3 Teachers, 22 Pupils, and 3 Visitors, along with a list of members including Siatounis Andreas, Tzoanou Argyroula, and Thalia Chatzigiannoglou).

Έργα (Projects)

- Γύφτουλα Γεωργία: “My f@acebook stories”
- Booklet: [Digital storytelling with VYL](#)
- <http://myfacebookstories.wikispaces.com/>



The screenshot shows the Wikispaces page for 'My f@acebook stories' at the 3rd Primary School of Zografou. The page features a header with cartoon characters and the title. The main content area includes a 'home' link, a search bar, and a list of pages such as 'Teaching tips and tools', 'Forum', and 'My angry page'. A prominent Prezi presentation is featured, titled 'Integrating digital storytelling into a project based on the PEAP material' by Georgia Gyftoula, MEd, from the 3rd Primary School of Zografou. The Prezi content includes a video player and a 'Start Prezi' button.

Έργα (Projects)

- Δασουρά Όλγα: “My first e-book”
- Booklet: [Using the ipad with VYL](#)
- <http://myfirstebook.wikispaces.com>



home

My first e-book

PagePlugins.com

Custom Glitter Text

 Αυτό έργο χορηγείται με άδεια [Creative Commons Attribution-NonCommercial-NoDerivs 3.0 Ελλάδα](#).



Project Summary


Έργα (Projects)

- Ζαφειροπούλου Μαρίζα: “My picturesque name”
- Booklet: Teacher diaries within the PEAP context

<http://mypicturesquename.wikispaces.com>



My picturesque name
12th Primary School of Galatsi



My picturesque name
PagePlugins.com

Custom Glitter Text



Αυτό έργο χορηγείται με άδεια [Creative Commons Attribution-ShareAlike 3.0 Ελλάδα](https://creativecommons.org/licenses/by-sa/3.0/).

TITLE: MY "PICTURESQUE" NAME
CLASS: 1st graders
GOALS: * To help pupils acquire basic vocabulary and improve their vocabulary knowledge
*To familiarize pupils with the oral and written representation of their first names

COGNITIVE OBJECTIVES:
Pupils will be able to:

- name objects that fall into basic categories that are of special interest to them
- memorize and repeat a variety of English words
- recall basic vocabulary they have acquired
- relate objects with specific sounds
- relate English words to their Greek equivalents

AFFECTIVE OBJECTIVES:
Pupils will:

- get to know each other better
- get used to working in groups and contributing to each other's work
- associate classroom experience with their personal experience from everyday life

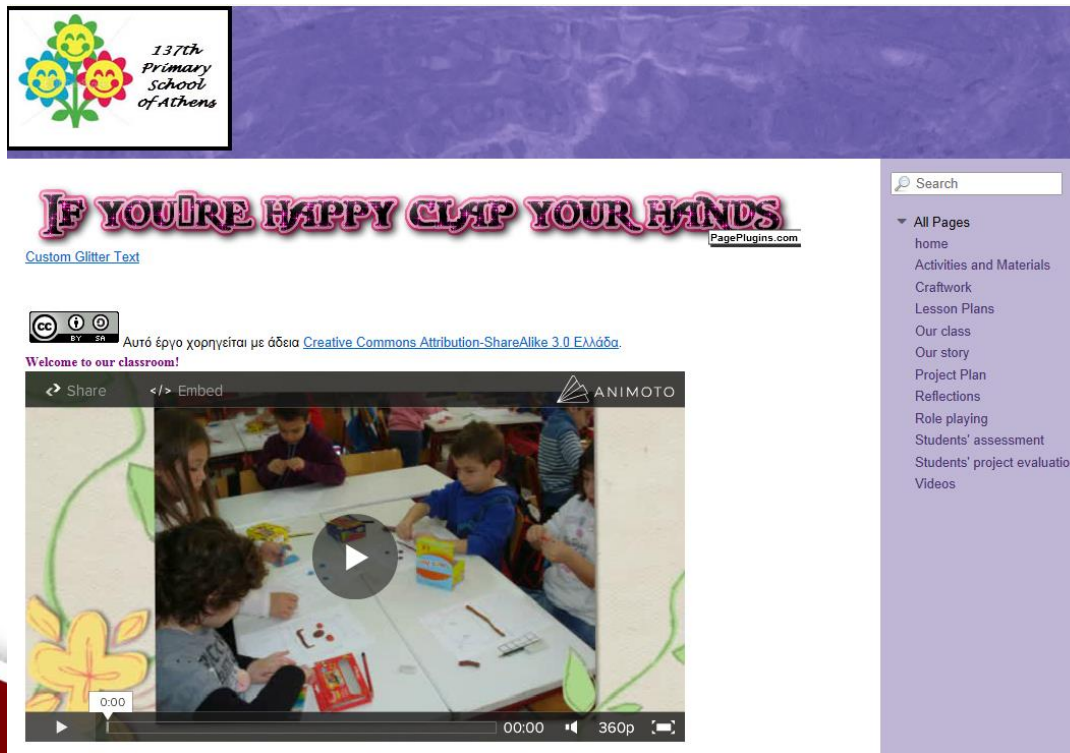
PSYCHOMOTOR OBJECTIVES:
Pupils will:

- prepare material for a portfolio



Έργα (Projects)

- Κωσταρέλου Θάλεια: “If you’re happy, clap your hands”
- <http://137eflac.wikispaces.com/>
- Booklet: Talking pictures within the PEAP context



137th Primary School of Athens

IF YOU'RE HAPPY CLAP YOUR HANDS

PagePlugins.com

Custom Glitter Text

CC BY SA Αυτό έργο χορηγείται με άδεια [Creative Commons Attribution-ShareAlike 3.0 Ελλάδα](https://creativecommons.org/licenses/by-sa/3.0/gr/).

Welcome to our classroom!

Share Embed ANIMOTO

00:00 360p



Έργα (Projects)

- Κοσμετάτου Αλεξία: “The tree out of my house” etwinning (Ευρωπαϊκή ετικέτα Ποιότητας)
- Booklet: CLIL within the PEAP context
- <http://new-twinspace.etwinning.net/web/p94072>



The screenshot displays the TwinSpace interface for a project titled "THE TREE OUT OF MY HOUSE". The page includes a navigation bar with links for HOME, PROJECT ACTIVITIES, BLOG, CHAT, and GUIDELINES. A welcome message for Thalia Hadziannogi is visible in the top right. The main content area features a "Mailbox" section with a message stating "You do not have the roles required to access this portlet." Below this is a "Latest actions" section listing recent activities by ALEXIA KOSMETATOU, such as commenting on a blog entry and uploading documents. A "Members" section on the right lists three members: Maria Andriopoulou (Pupil member), Rui Baltazar (Teacher member), and Evisia Bani (Pupil member). A "Calendar" section at the bottom shows a summary of events for the current day.




Projects

- Μαρτίνη Μαριάννα: “Celeb Kids”
- <http://celebkids.wikispaces.com/home>
- Booklet: Using the ipad with VYL



Έργα (Projects)

- Χαλκιά Ιωάννα: “Cartoons bits and bytes”
- <http://cartoonsbitsandbytes.wikispaces.com/>
- Booklet: Becoming a reflective teacher



Wiki Home
Projects
Recent Changes
Pages and Files
Members
Settings
Search

Bloom's taxonomy lesson Plan objectives

All Pages
home
Lesson 1
Lesson 2
Lesson 3
Lesson 4
Lesson 5
Lesson 6
Lesson 7
Lesson 8
Lesson 9
Lesson 10
Mentee's Reflection
Mentor's Reflection
Students' Project Evaluation
Blabberize
Classroom

home

Cartoons Bits and Bytes

Custom Glitter Text
PagePlugins.com

Αυτό έργο χορηγείται με άδεια [Creative Commons Attribution-ShareAlike 3.0 Ελλάδα](https://creativecommons.org/licenses/by-sa/3.0/).

VYL – PEAP GROUP

Project Description

Title: C@rtoon Bits and Bytes!!!

Level: 8 class Primary (age: 7-8yrs)

Duration: 5-6 months. Students will be working on the project for one teaching session per week. (there is space for flexibility if needed)

Description: By means of video screenings the pupils will be presented with both previously encountered as well as new expressions and vocabulary, within a communicative and enjoyable context they are familiar with, aiming at producing an end of year event where the various products of their efforts will be presented. The pupils will, through video screenings, books and pictures be presented with cartoon characters they like and are most probably familiar with and by using L2 - since their favorite cartoons are not Greek and they only speak English - they will find a purpose in developing L2 in order to communicate with them. The pupils will [\[\[#play_games\]\]](#), sing and dance and they will produce drawings, cards, invitations, e-books or digital stories and short role plays while working in groups, individually and as a class. They will be assisted to make use of technological tools and QR codes will also be integrated in the course of the project. They will ideally present their work during an end of the year theme party where parents, teachers and friends will be invited. While reaching the end of the school year and as a consequence the completion of the project pupils will be encouraged to evaluate the activities and the project as a whole in an age appropriate friendly way.

Αποτελέσματα

- Επαγγελματική ασφάλεια (occupational security)
- Επαγγελματική ανάπτυξη (professional development)
- Ποιότητα (quality)
- Δημιουργία σχέσεων (relationship building)
- Ενημέρωση για σύγχρονες μεθοδολογίες-TRACK, CLIL- και συνεργατικές δυνατότητες-etwinning (Keeping up to date with modern methodologies)
- Διάχυση καλών πρακτικών (dissemination)
- Διαμοιρασμός γνώσης (Knowledge sharing)

Ευχαριστώ για την προσοχή σας

E-book (special gift)

<http://goo.gl/90IVrL>

“The use of ICT in the A/B Primary School EFL Classes”

