

Lesson 1: Penny the penguin

1. Find and write.

Penny is a _____



She's got a long _____ and short _____



She's got _____ and she is _____



But why is she _____ ?



2. Match and write.

1. take

a bike


1. *take a shower*

2. clap

food

2. _____



3. play

your hands



3. _____

4. ride

a friend

4. _____



5. fruit

sandwich

5. _____



6. share

salad

6. _____



7. bring

a shower

7. _____



8. cheese

water

8. _____



9. turn off

the drums

9. _____



10. waste

the tap

10. _____



Lesson 1: Penny the penguin



3. Can you find all the words?



anteetheadankiteggandenesastyellowwaveseaclipshippenguin


1.
2.
3.
4.
5.
6.
7.
8.

9.
10.
11.
12.
13.
14.
15.
16.
17.



4. I spy with my little eye...

b... r... p...




Lesson 2: Fantastic Penny



1. Put the pictures in correct order.

1. C 2. 3. 4. 5. 6.



-Look at me! I can dance.

A




-Penny, you're fantastic!

B



-Come here, everybody! Let's see what you can do.

C



-Sure you can!

D



-I can slide.
-I know that but I'm scared. I can't!

E



-Let's swim together!

F



2. Find and write.



g	i	f	o	x	g
l	g	p	u	t	r
o	l	e	m	o	a
v	o	p	b	m	p
e	o	p	r	a	e
s	w	e	e	t	s
c	j	r	l	o	n
o	a	s	l	e	u
a	r		a	s	t
t	p	e	a	r	s




jam



Lesson 2: Fantastic Penny

3. Colour what is kind.



4. What do you like?




Lesson 3: Magic Gameland!

1. Colour and find.



1. Can you find a wolf?
Yes, I can / No, I can't.
2. Can you find a quilt?
Yes, I can / No, I can't.
3. Can you find jam cookies?
Yes, I can / No, I can't.
4. Can you find a penguin?
Yes, I can / No, I can't.
5. Can you find a fox?
Yes, I can / No, I can't.



2. Let's play with the letters!



s t o p

h a r e s

w i n g s

1. stop
spot

2.
.....

3.
.....

e a t

v a s e

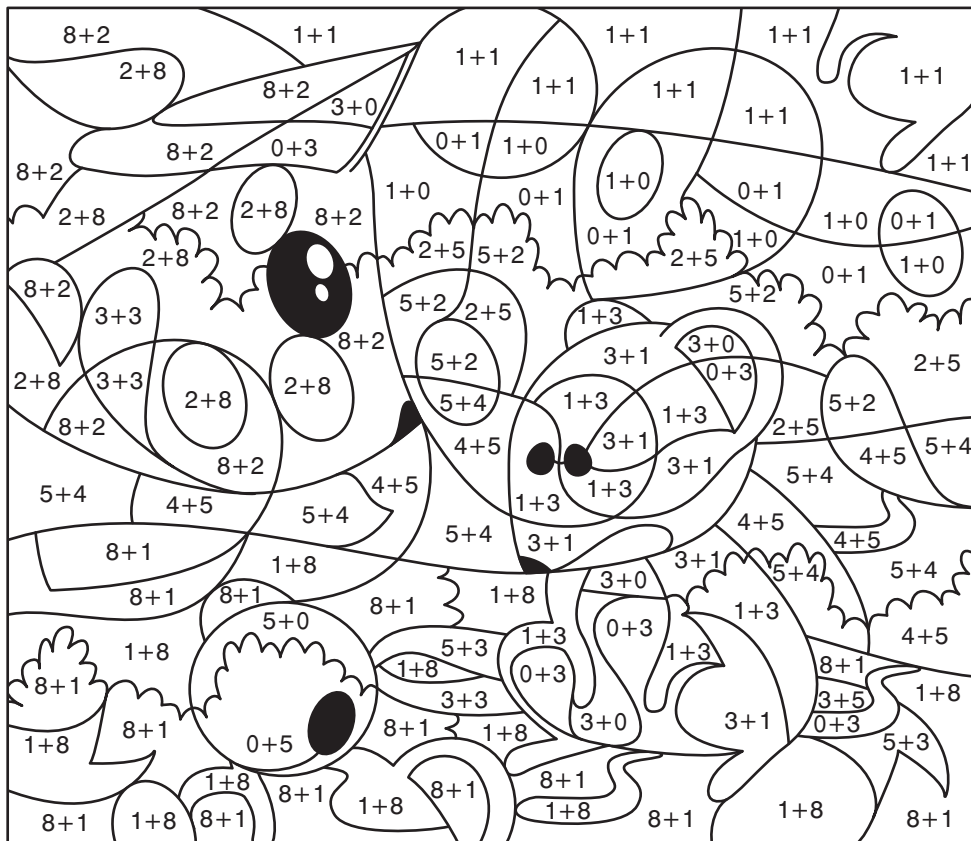
4.
.....

5.
.....

Unit 8: The Magic Ice Land

Lesson 3: Magic Gameland!

3. Colour the magic picture.



1. light blue
2. dark blue
3. pink
4. purple
5. yellow
6. red
7. green
8. orange
9. brown
10. grey

4. Can you find the magic phrase?

M	L	K	J	I	H	G	F	E	D	C	B	A
Σ	Y	X	W	V	U	T	2	Я	Q	P	O	N



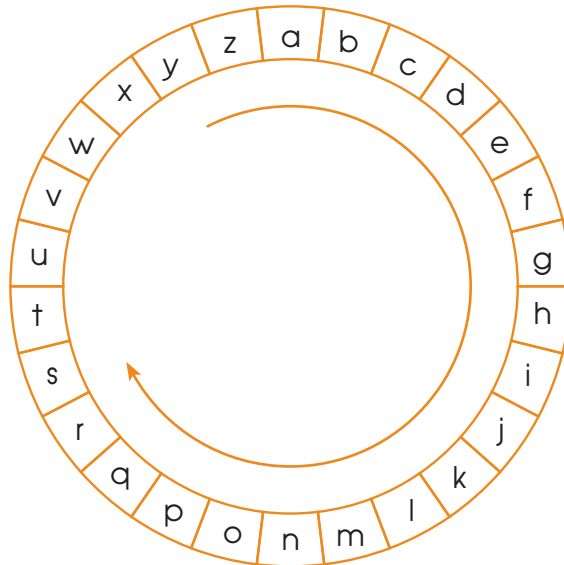
Lesson 3: Magic Gameland!

5. Let's play!



animals

house



food

clothes

games/toys

colours

school things

family

drinks


body

Art time!

You can find it on page 87

Project

Design a poster: Think before you speak.



Unit evaluation

How many stars for...?

The story



Songs and rhymes



Games / puzzles



Which are your favourite words and phrases? Write and say.



.....

.....

.....

.....

.....



Art time!

Who's fantastic?



Draw an Act of Kindness on the paper square
and create a class quilt!



You can find the quilt on page 103

