

Lesson 1: Invitation to a party



1. Match the phrases.

- | | |
|---------------------------------------|--|
| 1. A party here, in the forest. • | • a. It's healthy and yummy! |
| 2. I don't like sweets. • | • b. Yippee! I can bring an apple pie and some cherry juice. |
| 3. And I can make some fruit salad. • | • c. That's a great idea! |
| 4. Can we bring a friend? • | • d. I've got something for you. |
| 5. Come here, everybody. • | • e. I'll bring some green salad and some tomato juice. |



2. Listen and write the words.



drinks, mood, out, fun, in, food

Let's have some f u n!
 _____ here, _____ the sun!
 We need _____, we need _____!
 We are in such a good _____!



3. Write the words in the correct basket.



~~ice cream,~~
 tomato juice,
 jam cookies,
 fruit salad,
 cherry juice,
 iced tea,
 apple pie



Unit 5: A party in the forest

Lesson 1: Invitation to a party

4. What do you like? Choose and write.



1. I like green salad but I don't like sweets.

2. I like _____ but I don't like _____.

3. I like _____ but I don't like _____.

4. I like _____ but I don't like _____.

5. Can you find the magic phrase?

A	B	C	D	E	F	G	H	I	J	K	L	M
N	O	P	Q	R	S	T	U	V	W	X	Y	Z



Lesson 2: It's party time!


1. Good or bad for your teeth?



<p>A</p>	<p>B</p>	<p>C</p>
<p>D</p>	<p>E</p>	<p>F</p>




2. Listen and colour.



Unit 5: A party in the forest

Lesson 2: It's party time!


3. Find and write the words.



1. nuts




2. sandwich



3. burger




4. hot soup



5. chips



6. honey



7. sweet

4. Find and write.

So, come on, children,
it's party time now.



Let's and



Let's move our



....., healthy and
Oh, this party is fantastic!



Lesson 3: Pinocchio is sick















1. Read and match.

- | | |
|--|--|
| 1. Have some green salad. | a. Look! He's under the table. |
| 2. Pinocchio! Pinocchio?
Where are you? | b. It's got bananas, pears
and grapes. |
| 3. Have some fruit salad. | c. My chocolate ice cream
is yummy, too. |
| 4. These sweets are
so yummy. | d. It's got lettuce, peppers
and tomatoes. |
| 5. Oh, no... I feel sick. | e. No more hamburgers, no
more chips, no more sweets,
no more crisps!! |



2. Listen and choose the correct picture.

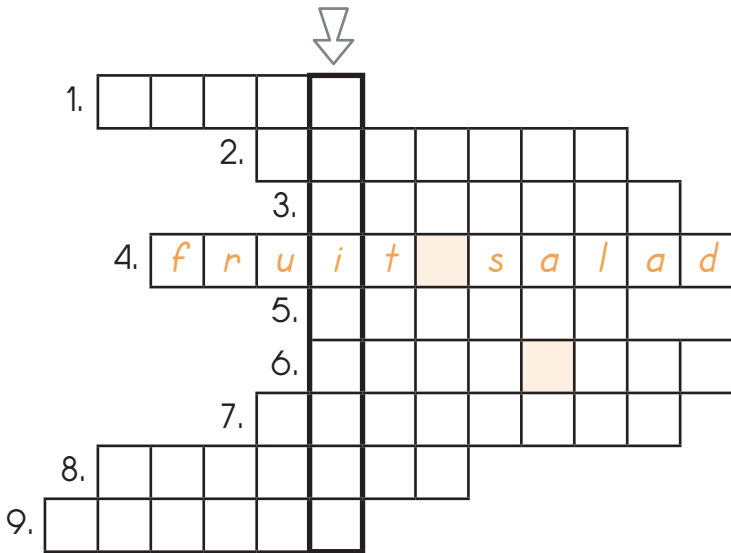


<div style="text-align: center;">1</div> <div style="display: flex; justify-content: space-around;">   </div>	<div style="text-align: center;">2</div> <div style="display: flex; justify-content: space-around;">   </div>
<div style="text-align: center;">3</div> <div style="display: flex; justify-content: space-around;">   </div>	<div style="text-align: center;">4</div> <div style="display: flex; justify-content: space-around;">   </div>
<div style="text-align: center;">5</div> <div style="display: flex; justify-content: space-around;">   </div>	<div style="text-align: center;">6</div> <div style="display: flex; justify-content: space-around;">   </div>



Lesson 3: Pinocchio is sick

3. Do the crossword and find the magic word.




_____ *i* _____

4. Can you find the magic phrase?



5. pink

6. green



Art time!

1. Design your invitation to a party in the forest.



Invitation!

For _____

Date _____

Time _____

Place _____

2. Complete and design the menu.




You can find the
menu on page 97.

Unit 5: A party in the forest

Project

Design a poster: Eat Right, Smile Bright



Unit evaluation

How many stars for...?

The story



Songs and rhymes



Games / puzzles



Which are your favourite words and phrases? Write and say.



.....

.....

.....

.....

.....

